



Lychnis 'Lipstick'

Maltese Cross

Bursting with color from early to late summer, **reddish-orange** flowers really pop next to the **36-48"** tall purplish-bronze foliage. This Russian native is a short-lived perennial and freely self-seeds. Prefers average, well-drained soil. Drought tolerant once established.

Plant 24" apart.

Zones 4 - 8



Lysimachia nummularia

Creeping Jenny

This little ground hugger (**3-4"**) is always sought after and enjoyed by gardeners despite its aggressiveness. The species has small round green leaves with root nodes between that account for Creeping Jenny's ability to fill in around steps, rocks, or pathways. Equally gracious spilling over a container or window box, it has fragrant little **yellow** flowers in May.

Plant 18" apart.

Zones 3 - 8



Lysimachia nummularia

'Aurea'

Golden Creeping Jenny

Sharon Branson, key nursery staffer, likens gold-leaved 'Aurea' to a "shower of golden coins" covering the ground at **3-4"** where this best selection of Creeping Jenny brightens the rock garden or pathway between stepping stones. No matter that the **yellow flowers** in May are lost in the bright foliage. Try it as an underpinning to Geranium 'Rozanne' or the rich dark blue of Veronica 'Royal Candles' spikes. **Plant 18"** apart.

Zones 3 - 8



Mazus reptans

Creeping Blue Mazus

Same fast-spreading, tight, **1"** carpet of little green leaves as our white Mazus, with **blue flowers** appearing in May-June close to the foliage. Handling some foot traffic, it is the perfect choice between stones on a path, or as a carpet under rose bushes.

Plant 18" apart.

Zones 5-8



Mazus reptans 'Albus'

Creeping White Mazus

Literally a carpet of bright green small leaves that spread rapidly in full sun to make a thick mat at about **1"**. Moisture-tolerant, tough and hardy, Mazus sports **white flowers** in May and June just above the foliage. It works well in the rock garden, as an underpinning to roses, or between stepping-stones or pavers along a pathway. This is a strong grower and can't be beat as a ground cover alternative.

Plant 18" apart.

Zones 5-9



Meehania cordata

Creeping Mint

A native of rich woodlands in the mountains of Pennsylvania south to North Carolina and west to Ohio and Tennessee, this lovely little mint at **3-6"** spreads by runners covering the woodland floor. Adorned with masses of **1"** **violet-blue** flowers in May and June, try interlacing between native Bleeding hearts and Christmas fern. Provide moist organic soil in dappled shade.

Plant 12" apart.

Zones 5-8




Mentha requienii

Corsican Mint

From the Mediterranean comes this micro-sized mint at **2"** with tiny rounded leaves and **lavender** flowers in summer. Forming a dense carpet, a fresh and cleansing aroma is released with each step when planted in and around a stone path. Use as a covering for small areas, in containers or in the vegetable bed to repel garden pests. Some shade and well drained soil are essential.

Plant 8" apart.

Zones 6-9



Mertensia virginica

Virginia Blue Bells

The tubular flowers of our native Virginia Blue Bells are **sapphire blue in color with hints of pink** on **2"** stems among rich green foliage. After blooming in April and May in the moist light shade it loves, the plant goes completely dormant, so plant them among Ferns and Hostas.

Plant 18" apart.

Zones 5 - 8



Perennials



Monarda didyma
'Balmy Purple'
Dwarf Bee Balm
 Even though foliage is short at only 12" tall, the frilly reddish-purple flowers have the same mesmerizing effect on bees and butterflies as taller varieties. Improved mildew resistance makes this a good choice for the garden. PPAF
Plant 12" apart.

Zones 4 - 4 Cultivar F



Monarda didyma
'Coral Reef'
Bee Balm
 A bright salmon pink Bee Balm with fairly good mildew resistant dark green leaves. Grows 3-4' in full sun and attracts hummingbirds and butterflies. Deadheading spent blooms will prolong the bloom time. Plant it with Leucanthemum 'Becky', Liatris 'Kobold', or Echinacea 'Magnus' for a good combination.
Plant 18" apart.

Zones 3 - 8 Cultivar F



Monarda didyma
'Jacob Cline'
Bee Balm
 A with a strong minty foliage fragrance, this June-August bloomer has big red, globe-shaped flower heads of tubular petals that are irresistible to bees, butterflies, and hummingbirds. It's the most mildew-resistant Bee Balm known. It has fragrant foliage and grows to a height of 5'.
Plant 18" apart.

Zones 3 - 7 Cultivar F



Monarda didyma
'Petite Delight'
Dwarf Bee Balm
 At 15-18", 'Petite Delight' has clean, almost glossy, leaves with good mildew resistance. Its compact foliage is clump forming, and produces pink-lavender flowers July and August.
 PP10784.
Plant 18" apart.

Zones 3 - 7 Cultivar F



Monarda x
'Raspberry Wine'
Bee Balm
 Intoxicating 'Raspberry Wine' boasts ruby red blooms and raspberry-like buds bringing airborne visitors from afar. Blooming June - Aug, the aromatic foliage at 3-4' tall is tough and mildew resistant. Give lots of space in well-drained soil and full sun. The hummingbirds love this one!
Plant 18" apart.

Zones 3 - 7 Cultivar F



Muehlenbeckia axillaris
Creeping Wirevine
 Trailing dark wiry stems with small rounded green leaves will spill out of hanging baskets or creep through planting beds. Foliage reaches 2-4" and produces tiny white fruit with black seeds. Combine in a container with colorful Heuchera and Carex, or allow to cascade over stone walls. Can be planted in full sun or partial shade and is drought tolerant once established.
Plant 12" apart.

Zone 7 - 10



Musa basjoo
Hardy Japanese Banana
 Bring the tropics to your patio with this hardy banana know to survive -20 degree temperatures. Large paddle-shape medium green leaves reach up to 15-20' forming an umbrella-like canopy. Plants will need consistent moisture and some protection from strong winds. In zone 5 & 6, plants grown in the ground should be cut back after the first frost, wrapped in burlap, and provided heavy mulch.
Plant 10-15' apart.

Zone 5 - 10



Gold = Sun, Green = Shade + level deer resistance (see page 5 for program details)



Heavy Traffic



Medium Traffic



Complimentary



Nepeta racemosa
'Blue Wonder'

Catmint

Is it any wonder this compact Catmint is a popular choice for the front of the border or the rock garden? Long-lasting **lavender-blue** flower spikes begin their show in early summer above **12-15"** tall mounded gray-green foliage. Re-blooming occurs into fall with occasional trims.

Plant 15" apart.

Zones 5 - 9



Nepeta racemosa
'Little Titch'

Catmint

It is one of the smallest in the Catmint family, growing **8-10"** tall and blooms May through September. Its **lavender-blue** flowers stand out nicely against the mounding gray-green foliage. It will look great as an edging plant, in the front of the border or in rock garden. Cut back after blooming for neat appearance and more bloom power. **Plant 12" apart.**

Zones 3 - 8



Nepeta x faassenii
'Six Hills Giant'

Catmint

The **tallest Nepeta** we offer, growing **30-36"** tall with soft gray green aromatic foliage. Produces billowy mounds of **lavender flowers** through the summer. Try it with Echinacea Sunset, Sunrise, Achillea Coronation Gold or Leucanthemum Becky.

Plant 24" apart.

Zones 5 - 9



Nepeta x faassenii
'Walker's Low'

Catmint

Perennial Plant of the Year 2007

We have added 'Walker's Low' for its tight **18 - 24"** foliage. The fragrant **deep lavender flowers** start in June and just keep on blooming through most of the summer. Massed along a pathway, its delightful fragrance is released when the leaves are brushed. **Plant 18" apart.**

Zones 5 - 9



Oenothera fremontii
'Shimmer'

Evening Primrose

Foliage and flowers offer a shimmering contrast in the rock garden with **lemon yellow** slightly cupped-shaped flowers that are nestled amongst very narrow silvery-green leaves. Tissue paper-thin blooms begin in late spring and continue through the summer. Grows **6-10"** tall and prefers very well-drained soil and a hot, sunny spot. PP#19663

Plant 18" apart.

Zones 4 - 8



Cultivar



Oenothera speciosa
'Siskiyou'

Evening Primrose

It is hard to believe with such delicate, cup shaped, **light pink flowers** belong to a tough, low maintenance plant. Mounding habit, **8-10"** with lance shaped leaves, irregularly toothed. Would make a great ground cover for a dry slope. Can be invasive.

Plant 18" apart.

Zones 4 - 9



Cultivar



Origanum rotundifolium
'Kent Beauty'

Ornamental Oregano

Here is a great container plant, but also one especially useful in a rock garden. Beautiful **dusty-rose to deep mauve-pink flowers** appear on hop-like bracts with small, oval gray-green veined leaves. Flowers bloom at **10"** from June-September on another drought-tolerant, long blooming perennial, quite happy to perform in poor, well-drained sandy soil.

Plant 18" apart.

Zones 5 - 9



Pachysandra
procumbens

Allegheny spurge

Bright green foliage of this native Pachysandra emerges upright **6-12"** in spring complimented by fragrant, bottlebrush-like **white flowers** on 2-4" long spikes. Foliage matures to a pewter-green that is coarsely toothed and mottled, and becomes prostrate. Plant in part to full shade in moist humus-rich soil.

Plant 18" apart.

Zones 5 - 9



Perennials



Pachysandra terminalis
Japanese spurge

Leathery green veined and slightly toothed oval leaves grow alternately on 8-12" stems. Small white flowers appear in early spring. This evergreen ground cover will spread in most soil types, more rapidly in organically rich soil. Suitable as a lawn substitute planted under a tree canopy.

Plant 6" apart.

Zones 4 - 9



Pachysandra terminalis
'Green Sheen'

Japanese spurge

This Japanese spurge will enhance a dark corner of the garden with its rich and glossy evergreen leaves and small white flowers in spring and early summer. 'Green Sheen' is somewhat shorter than P. terminalis at 6-12" and more tolerant of heat and humidity. Although slow to establish the first season, it is adaptable to many soil types.

Plant 6" apart.

Zones 5 - 9



Paeonia 'Bowl of Beauty'
Garden Peony

This striking bi-colored Japanese form has fuchsia-rose outer petals that cup around a puffy ivory center. Blooming in late spring, the lightly fragrant flowers can be as much as 10" across and are well-supported on strong 26" tall stems. A lovely display in the garden or in a vase on the dinner table. The mounded medium green foliage remains attractive after blooming and is a nice companion to later blooming perennials or shrubs.

Plant 24" apart.

Zones 5 - 8 **F**



Paeonia lactiflora
'Dr. Alexander Fleming'
Garden Peony

We can thank Dr. Fleming for penicillin and being the honored namesake of this fragrant rose-pink double that blooms in early summer on 30" stems. Plantings will keep performing for many years to come with their best shows in full sun and fertile soil.

Plant 24" apart.

Zones 5 - 8 **F**



Paeonia lactiflora
'Duchesse de Nemours'
Garden Peony

A prize winning standard that was first introduced in 1856. 'Duchesse de Nemours' bears very fragrant double creamy white flowers on sturdy 24-30" stems. The glossy green mounded foliage is graced with flowers in May and June and remains an attractive filler in the garden beyond the flowering.

Plant 24" apart.

Zones 5 - 9 **F**



Paeonia lactiflora
'Felix Crousse'
Garden Peony

This is a gorgeous bright red double flowering Peony, 2-3' tall, blooming in May and June. All our Peony varieties have 3 to 5 eyes per plant. When it reaches maturity in 3 to 5 years, it will be about 2-4' wide in late spring or early summer. The lovely dark green foliage stays attractive and shapely all summer long.

Plant 24" apart.

Zones 5 - 9 **F**



Paeonia lactiflora
'Festiva Maxima'
Garden Peony

'Festiva Maxima' made its debut in 1851 with its lovely double white blooms with red spots. It flowers in May and June and grows from 2-3' in height. The flowers on our varieties are light enough on their stems to survive wind and rain. Also, Peonies take three to five years to attain mature size.

Plant 24" apart.

Zones 5 - 9 **F**



Paeonia lactiflora
'Karl Rosenfield'
Garden Peony

Red double flowers on strong stems contrast beautifully with the dark green foliage of this Peony that blooms 2-3' tall in May and June. Peonies flourish in well-drained soil and can be planted in spring or early fall.

Plant 24" apart.

Zones 5 - 9 **F**



Gold = Sun, Green = Shade + level deer resistance (see page 5 for program details)



Heavy Traffic



Medium Traffic



Complimentary



Paeonia lactiflora
‘Sarah Bernhardt’

Garden Peony

The **pink double flowers** cover the foliage of ‘Sarah Bernhardt’ from May to June to a height of **2–3’**. Remember to plant the eyes (or buds) so that the tops of the eyes are no more than **2”** below the surface of the soil. In heavy clay soil plant them **1”** deep. Shallow planting will not hurt the plants, and will encourage flower production.

Plant 24” apart.

Zones 5 - 9   **F** 



Paeonia lactiflora
‘Shirley Temple’

Garden Peony

The red shoots of Peonies emerging from the ground have signaled spring to generations of gardeners. Often considered the best and most beautiful cut flower, the Peony may live **20 to 30** years or more, and once planted, can be left to grow undisturbed indefinitely. ‘Shirley Temple’ has **pure white double flowers**, grows to **2–3’**, and blooms in May and June. **Plant 24”** apart.

Zones 5 - 9   **F** 



Tree Peonies

Paeonia suffruticosa

Japanese grafted Tree-Peonies have large semi-double flowers, **5-7”** across. Developing shrub like branches, they flower before the regular herbaceous peonies. Flowers are produced on last years stems. Do not cut branches back in the fall to assure spring flowering. Mature plants grow to **32”**. Available in **Lavender, Pink, Red, Yellow, & White**. **Plant 24 - 30”** apart.

Zones 5 - 9   **F** 



Penstemon digitalis
‘Husker Red’

Beard Tongue

Perennial Plant of the Year 1996,

Reddish-purple leaves and stems, is evergreen, and produces nodding, tubular white flower bells with just a **hint of pink** on open thin spikes in June. The flowers reach a height of **2–3’**. An excellent cut flower easily grown if given adequate water in the summer to prolong bloom time. Try it with blue-gray or silver-foliaged plants or grasses. **Plant 18”** apart.

Zones 3 - 9     **N** Cultivar



Penstemon schmidel
‘Red Riding Hood’

Beardtongue

Perfect for sunny, well-drained borders or containers with cheerful **coral-red** tubular flowers that bloom along **24-30”** tall stems, attracting butterflies and hummingbirds from afar. An occasional shear will encourage new blooms (and don’t forget to take the cuttings inside because they make great cut flowers too!). PP#18950 **Plant 18”** apart.

Zones 5 - 8     **N** Cultivar



Perovskia atriplicifolia
‘Filigran’

Russian Sage

Extremely delicate and deeply cut filigree foliage has a more compact upright growth habit to **36”**. Perovskia varieties grow best in neutral to alkaline soils, handle our Maryland heat, humidity, and sometime drought with ease. Combines with almost anything you can think of, and **blooms blue-violet** from late July to September. **Plant 24”** apart.

Zones 5 - 9   **F** 



Perovskia atriplicifolia
Russian Sage

Perennial Plant of the Year 1995

The clouds of **blue-violet spikes** grow to **4’** on gray-white aromatic stems. Loves heat, good drainage, and blooms from July to September. Its texture serves as a complement to lower perennials and ground covers such as Artemisia, Coreopsis, Hypericum, Liriope, and Sedum. It looks great with taller plants such as Daylilies, Maiden Grass & Phlox ‘David’ or ‘Eva Cullum’.

Plant 24” apart.

Zones 5 - 9   **F** 



Perovskia x Little Lace™
Russian Sage
 Use 'Little Lace' in smaller spaces, rock gardens or containers where other Perovskia are too sprawling. Fine, lacy silvery-green foliage forms a **12-14"** tall vase-shape of long blooming **purple** spikes in summer. Provide lots of sun and good drainage.
Plant 12" apart.

Zones 5 - 9 **F**



Perovskia atriplicifolia
'Little Spire'
Dwarf Russian Sage
 'Little Spire' is **2-1/2'** tall with the same fragrant foliage, insect and disease resistance, and drought tolerance, and a bonus of at least 15 weeks of flowering. From July well into fall, the tubular **light blue flowers** do their thing combined with a plethora of other sun lovers. Like all Perovskias, it must have plain, very well-drained soil, and lots of sunshine. PP#11643.
Plant 18" apart

Zones 5 - 9 **F**



Persicaria polymorpha
Fleece Flower
 Substantial in form and presence, this shrubby deciduous perennial will reach **4'** in height and width. Its **fat white plumes** are long lasting in June and July above attractive clumping foliage that turns yellow and red in the fall. Stems turn coral then too. Drought tolerant and self-sufficient, we combined it as a specimen with Geranium 'Johnson's Blue', Hemerocallis 'Stella de Oro', and a white Astilbe.
Plant 36" apart.

Zones 6 - 9



Phlox divaricata
'London Grove'
Woodland Phlox
 'London Grove Blue' is a native wildlife displaying **lavender-blue** fragrant flowers in May and June on **10-12"** stems. Creeping medium green foliage will work its way through a garden filled with other spring bloomers, keeping its "wildness" intact. Use in woodland or naturalized shade garden.
Plant 18" apart.

Zones 4 - 8 **N** Cultivar



Phlox divaricata
'May Breeze'
Woodland Phlox
 Add this to your woodland garden or partially shaded border to brighten it up. Loose clusters of fragrant, pale blue (looks closer to **white** in the garden) flowers hover over rounded dark green foliage April to May. Grows **8-10"** in moist sites and spreads slowly with little

Zones 4 - 8 **N** Cultivar



Phlox glaberrima
'Triple Play'
Smooth Phlox
 This native Phlox offers a striking combination of **lavender-pink** flowers in April above variegated foliage of green and creamy white narrow leaves. At **24"**, the crisp foliage continues to impress well beyond bloom time and into the fall when it becomes tinged with pink. Plant in moist, well-drained soil. PP#21329.
Plant 18" apart.

Zones 4 - 8 **N** Cultivar



Phlox paniculata
'David'
Summer Phlox
Perennial Plant of the Year 2002
 Cut back faded blooms for prolonged flowering. Our varieties are chosen for their mildew resistance, but it can only help to avoid watering at night or directly on the foliage. Native 'David' is a superb **fragrant white**, grows to a height of **3' plus**, is popular for its July to September bloom time.
Plant 18" apart.

Zones 5 - 9 **N** Cultivar **F**



Phlox paniculata
'David's Lavender'
Summer Phlox
 A wonderful addition to the paniculata family, this is a sport from Phlox David. It has the same mildew resistance, with a **lavender bloom** mid summer. Grows **3-4'** in height. Try it with Perovskia, Echinaceas, or Agastache Blue Fortune. PPAF. 17793.
Plant 18" apart.

Zones 5 - 9 **N** Cultivar **F**



Gold = Sun, Green = Shade + level deer resistance (see page 5 for program details)



Heavy Traffic



Medium Traffic



Complimentary



**Phlox paniculata ‘Jeana’
Summer Phlox**

‘Jeana’ is a jewel with pleasingly fragrant **lavender-pink** flower clusters, smaller than most P. paniculata but very floriferous none-the-less. Undeniable mildew resistance keeps the medium green leaves clean all summer with blooms from mid-summer to early fall. Cut back half way in June to produce more flowering stems. Grows to **3-4’**. **Plant 18” apart.**

Zones 5 - 9 Cultivar F



**Phlox paniculata ‘Nicky’
Summer Phlox**

In addition to its compact height of **24-30”**, ‘Nicky’ has magnificent **deep rose-purple** flower clusters during July-August. Mildew-resistant (we cautiously confirm no signs of mildew on our trial crops) and sweetly fragrant, butterflies and hummingbirds will find it as appealing. ‘Nicky’s’ startling color is captivating. **Plant 18” apart.**

Zones 5 - 9 Cultivar F



**Phlox paniculata ‘Shortwood’
Summer Phlox**

This summer Phlox has inherited excellent traits from its parents: ‘David’ for high mildew resistance and **bright pink blossoms** from ‘Eva Cullum’. It will bloom over a long period of time throughout the summer and grows best in rich, moist soil in full sun. Grows to about **42”**. PP#10379. **Plant 15” apart.**

Zones 4 - 8 Cultivar F



**Phlox paniculata ‘Starfire’
Summer Phlox**

Fragrant crimson **red** flower panicles offer loads of color for the mid to late summer sunny border. The sturdy dark green foliage is tinged with red and grows to **36”** tall. Great cut flower too! **Plant 18” apart.**

Zones 4 - 9 Cultivar F



**Phlox stolonifera ‘Blue Ridge’
Creeping Phlox**

Our shade gardening customers love the native Creeping Phlox for its glossy, semi-evergreen foliage with masses of bloom in May about **8”** above the mat of leaves. No wonder Creeping Phlox was chosen the 1990 Perennial Plant of the Year. The lavish, **light blue** flowers of ‘Blue Ridge’ appear in April and May when spring bulbs are at their peak. **Plant 18” apart.**

Zones 5 - 8 F Cultivar



**Phlox stolonifera ‘Home Fires’
Creeping Phlox**

Keep the fires burning for this eastern North American native! The vivid pink blooms glow on **6-10”** stems above deep green ground-hugging foliage in April and May. A woodland garden must, evergreen ‘Home Fires’ will fill in quickly around companions without pushing them out. Under trees and shrubs the evergreen foliage is exceptional. Prefers moist, well-drained soil. **Plant 18” apart.**

Zones 5 - 8 F Cultivar



**Phlox stolonifera ‘Sherwood Purple’
Creeping Phlox**

When spring is around the corner, these lovely **lavender-purple** flowers will be anticipated. Blooms appear on **8”** stems above a mat of dark green rounded foliage. A spectacular show celebrating winter’s end as it creeps through the shady bed with other spring blooming natives such as Aquilegia canadensis ‘Corbett’, Dicentra eximia and Tiarella cordifolia ‘Brandywine’ **Plant 18” apart.**

Zones 5 - 8 F Cultivar



**Phlox subulata ‘Amazing Grace’
Moss Pinks**

A mass of flowers with pure **white** petals and a reddish-pink eye cover the dark green needle-like foliage in mid to late spring. **4-6”** tall evergreen foliage will spread throughout the summer, more rapidly if plants are trimmed after blooming. Great choice for the well-drained rock garden. **Plant 18” apart.**

Zones 5 - 9 Cultivar



Phlox subulata
'Candy Stripes'

Moss Pinks

Old-fashioned Moss Pinks with a sweet twist of **white and bright pink** striped flowers cover the foliage in April and May. Long after the blooms have faded, the evergreen needle-like foliage continues to offer texture and fill for the rock garden or along pathways. The **4-6"** tall foliage prefers some afternoon shade in hot summers. Look out for possible re-blooming in the fall. **Plant 18"** apart.

Zones 5 - 9



Cultivar



Phlox subulata
'Drummond's Pink'

Moss Pinks

Boasts larger flowers than other P. subulata and forms a tight mass of dark green needle-like foliage. Deep **pink** flowers have a red center and will cover the **4-6"** tall foliage in April and May. **Plant 18"** apart.

Zones 4 - 9



Cultivar



Phlox subulata
'Emerald Blue'

Moss Pinks

Dreamy **light blue** flowers hug the evergreen needle-like foliage in April and May. Lovely planted in mass or combined with spring blooming daffodils, the **4-6"** tall foliage continues to offer texture throughout the year. Prefers some afternoon shade in hot summers and is fairly drought tolerant. Dead-heading will encourage re-blooming. **Plant 18"** apart.

Zones 5 - 9



Cultivar



Phlox subulata
'Purple Beauty'

Moss Pinks

In harmony with its moss phlox partners, 'Purple Beauty' blooms for many weeks in spring. Adding to the palette are bright **purple** flowers with a darker violet eye. Spreading needle-like foliage benefits from a trim after flowering to encourage a mounding growth habit. Grows **4-6"** tall. **Plant 18"** apart.

Zones 5 - 9



Cultivar



Phlox subulata
'Scarlet Flame'

Moss Pinks

The scarlet red to crimson flowers in April and May will not go unnoticed by passersby. Plant along the garden path or rock wall and watch your kitten curl up in the bright green moss-like foliage. The **4-6"** tall foliage prefers some afternoon shade in hot summers and is fairly drought tolerant. Dead-heading will encourage re-blooming. **Plant 18"** apart.

Zones 5 - 9



Cultivar



Phlox x 'Forever Pink'
Three-flower phlox

This cross of eastern native Phlox glaberrima ssp. triflora and Phlox 'Bill Baker' is long blooming in June with repeat deep **pink** blooms through October. **16"** tall mounded foliage is perfect for the front of the border or in containers. Shear to basal foliage in early spring to promote full, uniform plants that will never need staking. Excellent mildew resistance. PPAF **Plant 18"** apart.

Zones 4 - 8



Cultivar



Physostegia virginiana
'Miss Manners'

Obedient Plant

We all wonder at its common name since Physostegia likes to roam a bit and seems anything but obedient. But 'Miss Manners' appeal is when you experience its clumping form and non-spreading habit. Expect a multitude of **white tubular flowers** at **18-24"** opening from the bottom of the spikes upward in Aug and Sept. PP#12637. **Plant 18"** apart.

Zones 4 - 9



Cultivar



Physostegia virginiana
'Vivid'

Obedient Plant

Excellent in the wild garden or sunny border, this native variety is an old favorite with **bright pink flowers** rising on terminal spikes to a height of **2'** in August and September. Needing no staking, it spreads rapidly in any well-drained moist garden soil, but will tolerate drier soil with some shade. **Plant 18"** apart.

Zones 4 - 9



Cultivar



Gold = Sun, Green = Shade + level deer resistance (see page 5 for program details)



Heavy Traffic



Medium Traffic



Complimentary



Platycodon grandiflorus
'Astra Pink'
Balloon Flower
 Balloon like buds burst open to **pale pink** bell shaped flowers in the summer. With a compact habit growing **8-10"** tall, try planting it with Scabiosa 'Butterfly Blue', Armeria 'Splendens', Leucanthemum 'Snow Lady' or Coreopsis 'Moonbeam'. **Plant 12"** apart.

Zones 4 - 8   




Platycodon grandiflorus
'Sentimental Blue'
Balloon Flower
 Large, **soft blue** flowers open toward the sun from their inflated balloon-like buds from June to August. Compact habit at **6-8"** height. While late to break dormancy in the spring, the Balloon Flower is heat-tolerant, a reliable bloomer, and easy to grow in any well-drained soil with full sun to light shade. Attractive in window boxes, containers or borders. **Plant 18"** apart.

Zones 3 - 8   



Polemonium reptans
'Stairway to Heaven'
Variegated Jacob's Ladder
 'Jacob's Ladder' greets spring with tri-colored foliage of green with white leaf margins that are tinged with pink. **Lavender blue** flowers emerge above a mound shaped plant, growing to **12"**. It is an ideal companion for Hosta 'Blue Angel' and Heuchera 'Palace Purple'. PP#15187. **Plant 12"** apart.

Zones 5 - 8    Cultivar **F**



Polemonium reptans
'Touch of Class'
Variegated Jacob's Ladder
 'Touch of Class' is a new, more vigorous sport from Polemonium 'Stairway to Heaven'. The are green with a narrow white edge, growing **14"** tall. It flowers April to June, starting with light pink buds that open to **pale blue**. It may benefit by cutting it back after blooming for a new flush of foliage. PP#19768. **Plant 16"** apart.

Zones 3 - 7    Cultivar **F**



Polygonatum odoratum
'Variegatum'
Variegated Solomon's Seal
Perennial Plant of the Year 2013
 It's the long, graceful arching **3'** stems of alternate leaves with their white edges that attract shade gardeners to this woodland plant. But a bonus is the clusters of **white tubular flowers** that dangle under the leaves in May and June. Give the plant reliable moisture in rich soil and it will reward you for years. **Plant 15"** apart.

Zones 3 - 8    **F**



Pulmonaria longifolia
'E.B. Anderson'
Lungwort
 The mounds of long (**10-12"**) narrow dark green leaves are mottled with silver spots on this useful ground cover for the shaded garden or woodland edge. Intense **violet-blue flower clusters** open from April to June, while the foliage stays fresh and healthy throughout the summer. Try it under Dicentra, Daffodils and spring-flowering bulbs. **Plant 18"** apart.

Zones 3 - 8   



Pulmonaria officinalis
'Sissinghurst White'
Lungwort
 Striking **white flower** clusters in April-May will catch the eye above the **10-12"** mounds of prominently silver-speckled foliage. A good weed-proof ground cover, it requires the same rich moist soil as other Pulmonarias. **Plant 18"** apart.

Zones 3 - 8   



Pulmonaria saccharata
'Mrs. Moon'
Lungwort
 The rather low (**8-10"**) mounds of dark green foliage have silver spots, and bright **pink flowers** that open in April and May, then turn blue as they mature. Another great ground cover for the shaded garden or woodland edge. **Plant 18"** apart.

Zones 3 - 8   



Pulmonaria x 'High Contrast'

Lungwort

If the excellent mildew resistance and survivability in hot summers is not enough to entice gardeners, add the striking foliage and pink/blue flowers in spring to seal the deal. Silvery and wavy spear-shaped leaves have mottled dark green margins which show off the pink flowers that fade to blue. Grows to 9" tall. PP#12337.

Plant 18" apart.

Zones 3 - 8



Pulmonaria x 'Trevi Fountain'

Lungwort

Stunning deep cobalt-blue flower clusters are carried above the heavily silver-spotted dark green foliage in April and May. The parentage of P. longifolia makes this lungwort a good choice for hot humid southern climates. Foliage fills out quickly in the partly shaded garden and grows to 12" tall. Plants must be provided well-drained soil or will rot, especially in wet winter soils. PP#13047 **Plant 24" apart.**

Zones 5 - 9



Pycnanthemum muticum
Clustered mountainmint or Blunt mountainmint

No butterfly garden should be without this fragrant native mountainmint. The medium green foliage with silvery bracts is topped with pinkish-white flowers in July through September and reaches a height of 2-3'. A native nectar source for many butterflies, plant in part shade or full sun with consistent moisture.

Plant 12-18" apart.

Zones 4 - 8 **F**



Rodgersia aesculifolia
Rodger's Flower/Fingerleaf Flower

The big leaves on this unique specimen plant are shaped like those of the horse chestnut tree and are dark green with some bronzy overtones. The airy panicles of creamy white flower clusters can be 1-2' in length during July and August. Figure the mature plant height at 3-6' with about a 5' width, so give it room to look its best. **Plant 5' apart.**

Zones 5 - 8



Rodgersia pinnata
'Superba'
Rodger's Flower/Featherleaf Flower

Ideal as an architectural detail by a pond or stream, you will only need one or two plants to achieve the impact you want. The large upright clumps of compound emerald green leaves are bronze-tinged early on. The large plumes of rosy starry flowers in June-July have showy red seed heads later on. A bit shorter than aesculifolia at 3-4' in height.

Plant 3' apart.

Zones 5 - 8



Rosmarinus officinalis
'Arp'
Hardy Rosemary

Exceptionally hardy, this Rosemary has shown it can survive to 0 degrees fahrenheit. Dark green needle-like foliage is shrub-like and very aromatic. Pale purple flowers may appear in summer to fall. 'Arp' can reach up to 3-6' over several seasons and is valuable used as a hedge or single specimen. Good drainage is a must. **Plant 36" apart.**

Zones 6 - 8 **F**



Rudbeckia fulgida
'Goldsturm'
Black Eyed Susan

Perennial Plant of the Year 1999

Certainly one of America's favorite native perennials, and MARYLAND'S STATE FLOWER, this 2' beauty has golden yellow flowers 3-4" across with a black cone, and blooms from July through September. It is easy to grow, long-lived, makes a great cut flower, and handles any soil. Try it with Fountain Grasses, Feather Reed Grass, Sedum 'Autumn Joy', and Salvia 'Blue Hill'. **Plant 18" apart.**

Zones 4 - 9 **Cultivar**



Rudbeckia fulgida
'Little Goldstar'
Dwarf Black-eyed Susan

Winning over many with its compact, well-branched foliage, uniformity, and incredible flowering habit. Grows to just 14-16" tall and produces an abundance of the same 2-2.5" golden yellow flowers on a single scape than its taller competitor. Produced by tissue culture for more uniformity than 'Goldsturm'. PP# 22397 **Plant 15" apart.**

Zones 5 - 10 **Cultivar**



Gold = Sun, Green = Shade + level deer resistance (see page 5 for program details)



Heavy Traffic



Medium Traffic



Complimentary



Rudbeckia fulgida var. deamii

Black-eyed Susan

A Southeast U.S native that some in that region are quite proud of, and with good reason! In July, masses of 3' stems are topped with not-so-typical black-eyed Susan flowers that are quite large at 3" across and **vibrant yellow**. Blooms continue into late summer and are a welcome addition to a meadow planting or more formal setting.

Plant 24" apart.

Zones 3 - 9



Cyburn Arboretum

Rudbeckia laciniata 'Goldquelle'

Coneflower

This 3-4' tall native coneflower is a perennial favorite among our customers. It sports shaggy double lemon yellow flowers from August well into September above its large green jagged-edged leaves, and forms substantial clumps in short order.

Plant 24" apart.



Rudbeckia fulgida var. fulgida

Black Eyed Susan

Fast growing with shiny, more elongated lobed leaves than 'Goldsturm', this native has **orange-yellow** ray petals with a brown center. It blooms from late July into October, (a good six weeks longer than 'Goldsturm'), and grows **24-30"** tall. Colonies form quickly in rich loose soil. Butterflies enjoy this Rudbeckia as well.

Plant 18" apart.

Zones 3 - 9



Zones 4 - 9



Cultivar



Rudbeckia maxima

Coneflower

Here's a bold and exciting native plant that's perfect at the edge of your pond or stream. It has huge powder blue leaves 2-3' tall from which flower spikes appear to 5-6' in June and July with large deep **yellow coneflowers**. Blooming into September, it prefers deep, moist soil, but will thrive in average garden conditions as long as it's kept moist. **Plant 18" apart.**

Zones 5 - 9



Cultivar



Rudbeckia nitida 'Autumn Glory'

Coneflower

Large yellow coneflowers stand boldly 5-6' above the foliage in July and August, and are easy to grow in any fertile garden soil. This native perennial has great architectural qualities, and combines well with our tall grasses, Heliopsis, and 'Black Eyed Susan'. Butterflies love it, and you will too. **Plant 24" apart.**

Zones 3 - 10



Cultivar



Rudbeckia subtomentosa 'Little Henry'

Dwarf Sweet Coneflower

What a treasure in our black-eyed Susan collection, this shorter cousin to 'Henry Eilers' has the same distinctive quilled **yellow** petals surrounding a brown cone but at a more 'visible' height of 3-4 feet. 'Little Henry' will remain sturdy and upright in the middle to back of the border displaying the long lasting flowers in August and September. PP#23590

Plant 24" apart.

Zones 4 - 8



Cultivar



Sagina subulata
Irish Moss

Fast-growing evergreen Irish Moss forms a dense mat of cushiony green to surround stepping stones or fill in cracks and crevices in rock gardens. At 1", it even sports a mass of tiny fragrant **white** flowers in May-June. Give it ample moisture to grow in the sun, but it prefers bright shade. Soft enough for a Leprechaun to rest on.

Plant 10" apart.



Sagina subulata 'Aurea'
Scotch Moss

Chartreuse moss-like foliage forms a carpet growing 1-2" short. Very small **white** flowers will appear in late spring on the evergreen foliage. Give it ample moisture to grow in the sun, but it prefers bright shade. Excellent for filling in between stepping stones or in a rock garden. Sheer after blooming to prevent seed dispersal. Prefers moist well-drained soil.

Plant 10" apart.

Zones 5 - 8

Zones 5 - 8



Salvia lyrata
'Purple Knockout'
Sage

The wide bronze-red leaves are tinged with green toward the center, are purple on the underside, and remain neat and tight to the soil surface. The stiff flower stems shoot up from the base to 3' with small **blue-bronze** flower bracts swirling up the stem. The blooms appear in June-July, turn bronzy-red, and keep their form well through the summer.

Plant 18" apart.



Salvia nemorosa
'Blue Hill'
Sage

Noted for its long bloom time (June-July, and again in fall) and its lovely **sky blue** flowers. It has rough green foliage with numerous spikes of sky blue blooms rising a moderate 15" from the compact plant. Spent flowers should be cut back for a repeat performance in fall. Spectacular in a mass and with Coreopsis, Daylilies, Black Eyed Susan or Sedums.

Plant 18" apart.

Zones 5 - 9 Cultivar

Zones 4 - 9



Salvia nemorosa
'Blue Marvel'
Sage

A combination of very stout **violet-blue** flowers spikes and a compact form will serve well in the front of the border where lots of color from early to late summer can be appreciated. Simply cut back after flowering to send up another round of blooms. Grows 10-14" tall. Drought tolerant once established.

Plant 12" apart.



Salvia nemorosa
'Caradonna'
Sage

The glowing purple-black stems are unique on 'Caradonna'. Flower spikes to 24" are the same **rich violet-purple** of 'East Friesland', blooming often from May-July. Give this Salvia the well-drained sun-loving conditions it loves, and it will bloom its heart out for you.

Plant 18" apart.

Zones 4 - 9

Zones 4 - 9



Salvia nemorosa
'East Friesland'
Sage

Violet-purple flowers on numerous spikes start blooming in June and July to a height of 18". If deadheaded regularly, it will provide flowers again in September. Try it with a pink or white Dianthus and our Artemisia Silvermound for a cool, serene look in those dog days.

Plant 18" apart.



Salvia nemorosa
Lyrical™ Blues
Meadow Sage

Improved branching over other S. nemorosa ensures a fabulous display of two-toned **blue-violet** flowers spikes in early summer. Meadow sage will re-bloom throughout the summer after occasional trims that promote new flowers. Strong, upright spikes grow to 24" tall. Quite heat and drought tolerant once established. PP#22919

Plant 24" apart.

Zones 4 - 8

Zones 4 - 8



Gold = Sun, Green = Shade + level deer resistance (see page 5 for program details)



Heavy Traffic



Medium Traffic



Complimentary



Salvia nemorosa

'May Night'

Sage

Perennial Plant of the Year 1997

The most intense deep **indigo-purple spikes** imaginable rise to **18"** above the rough green leaves during June and July. Whack it back after blooming and you will be rewarded with more of that rich purple color in early fall. It thrives in fertile, well-drained soil, and the color will knock your socks off.

Plant 18" apart.

Zones 4 - 8 **F**



Salvia nemorosa

'Sensation Deep Rose'

Sage

This improved version of 'Sensation Rose' offers a more uniform growth habit and profuse blooms of deep **lavender-rose** beginning in May and extending into July. **10-12"** tall compact foliage is great for containers, as an edging plant, or in the sunny well-drained mixed border. PPAF **Plant 12" apart.**

Zones 4 - 8 **F**



Salvia nemorosa

'Snow Hill'

Sage

No doubt 'Snow Hill' will rival 'Blue Hill' for usefulness and popularity among long-blooming hardy Salvias. Our initial crops of this **white**, densely spiked perennial were virtually identical to 'Blue Hill', but moderate in size **15"**, bloom in June-July, complement a wide range of perennials, and disappear quickly from the nursery.

Plant 18" apart.

Zones 4 - 8 **F**



Salvia 'Tricolor'

Tricolor Sage

An upright perennial herb with fragrant lavender blue flowers in summer. Grows **15-18** inches in sunny well drained soil. Variegated leaves can be used in culinary seasoning. Tricolor Garden Sage leaves that receive insufficient amounts of sun do not develop the pink margins. These areas would be white. In the sun these areas color, kind of like a sunburn. This variegation is more susceptible to cold weather damage. **Plant 18" apart.**

Zones 5 - 9 **F**



Santolina incana nana
(*Chamaecyparissus* var. *nana*)

Lavender Cotton

Low mounds of silvery-gray foliage at about **8"** are semi-evergreen and produce **yellow button-size flowers** June through July. Give this perennial very well-drained soil, full sun, and a good hard clipping to about **4"** in the spring to keep it bushy and neat. Very drought-tolerant. Same pleasant camphor-like fragrance as *S. virens*. **Plant 18" apart.**

Zones 6 - 10 **F**



Santolina virens
(*rosmarinifolia*)

Lavender Cotton

Little **yellow lemon-drop-sized flowers** nod on wiry stems over the soft green mound of foliage in June-July to **15"** height. Thrives in heat and can handle average soil. Shear the plant back after flowering to preserve its shape. Try with other heat-tolerant perennials such as Dianthus 'Bath's Pink' or 'Mountain Mist', Lavender, and Sedum 'Autumn Joy'. **Plant 18" apart.**

Zones 6 - 10 **F**



Scabiosa columbaria

'Butterfly Blue'

Pincushion Flower

Perennial Plant of the Year 2000

Heavy blooming easily grown perennial with a **lavender blue** color that is indescribable. Blooms from May - September on strong stems, especially if spent blooms are removed regularly. It grows **12-15"**, prefers moist, well-drained, neutral to alkaline soil, and is useful in the border or as a cut flower.

Plant 18" apart.

Zones 5 - 10



Scabiosa columbaria

'Pink Mist'

Pincushion Flower

This **bright pink** version of the Pincushion Flower is quickly achieving the popularity of 'Butterfly Blue', with the same **12-15"** height and May-September bloom time. Same strong stems above compact gray-green foliage. Outstanding as a cut flower, they should be cut when they are half open. Works well in small spaces. PP#08957. **Plant 18" apart.**

Zones 5 - 10



Sedum album

Stone Crop

This is a cute little sedum at 4" tall. It has **white** star like flowers in early summer. Great in spilling over the edge of a container garden, in a rock garden or on a green roof. Try it with other low growing sedum as a full sun ground cover.

Plant 10" apart.

Zones 4 - 8



Sedum cauticola

'Lidakense'

Stone Crop

Mounds of round, blue to reddish bronze foliage are attractive at 12". **Pink to rose** clusters of flowers bloom in Aug & Sept. Combine it with Dianthus 'Bath's Pink' or 'Firewitch', Stachys, and Salvia 'Purple Rain' for cooling colors in our summer heat.

Plant 18" apart.

Zones 4 - 10



Sedum dasphyllum

'Major'

Stone Crop

If you can't resist a blue-leaved Sedum, here is an unusual ground cover with tight blue foliage thought to resemble upright bunches of grapes. For hot dry conditions 'Major' stays compact at 4" in height.

White flowers in May.

Plant 18" apart.

Zones 4 - 9



Sedum divergens

Cascade Stonecrop

Also know as Old man's bones, this tough native Sedum of the pacific coast boasts wind resistance, moisture tolerance and some shade tolerance. Tight bead-like green leaves grow on stems reaching 3", taking on a pinkish-red hue with more sun. **Yellow** star-like flowers appear tight to the foliage in summer. Plant on slopes, rock walls, and in containers and rock gardens.

Plant 10" apart.

Zones 5 - 9



Sedum floriferum

'Weihenstephaner Gold'

Stonecrop

This fine ground cover has fleshy, but fine-textured, green mounded foliage in the summer that becomes covered with lovely **golden-yellow flowers** in June and July to a height of 3-4". The foliage turns red in the fall. So useful as a ground cover for difficult dry slopes, and enchanting in the rock garden.

Plant 18" apart

Zones 4 - 9



Sedum forsterianum

'Antique Grill'

Stonecrop

Perhaps the name was lost in translation during its trip across the Atlantic? The bluish-gray 6" tall foliage has a feathery texture and reddish leaf tips, sporting **yellow** flowers in mid-summer. Drought resistance and hardiness make this a good choice for the rock garden or rooftop.

Plant 12" apart.

Zones 4 - 9



Sedum hispanicum

minus

'Purple Form'

Stonecrop

The purple hue of the winter foliage will take away the winter blues. Summer foliage is blue-gray and contrasts nicely with the tiny **pink** flowers in late summer. Light textured and tight to the ground, this Sedum grows to a mere 2" in height. Use as a cascader or creeper in the rock garden, in cracks and crevices, rock walls or in containers. Provide excellent drainage.

Plant 10" apart.

Zones 5 - 9



Gold = Sun, Green = Shade + level deer resistance (see page 5 for program details)






Sedum hakonense
'Makino'

Stonecrop

The hot topic of this needle-like textured creeping Sedum is the amazing coppery-red fall and winter color that will grab attention on a dreary winter day. Brownish-olive foliage and star-like **yellow** flowers in summer reach an overall height of **6"**. Place in the rock garden, container or dish garden and provide well drained soil. Somewhat tender, however, this Sedum is not afraid of a little shade. **Plant 10" apart.**



Zones 6 - 9  



Sedum kamtschaticum
Stonecrop

It's a long way from the here to Kamchatka, never-the-less this Sedum is right at home in the mid-Atlantic rock garden. Creeping foliage of medium green succulent leaves with serrated edges reaches **4"** in height and is covered with golden **yellow** flowers in early summer. Foliage turns bronze in the fall.

Plant 12" apart.

Zones 3 - 9   




Sedum makinoi 'Ogon'

Stonecrop

An unusual Japanese selection, preferring some afternoon shade and moderate moisture, the creeping golden-yellow foliage is tight to the ground at **2"** and offers bright contrast in the rock garden or pathway. Teeny tiny **yellow-green** flowers in mid-summer blend into the foliage almost unseen. Semi-evergreen for southern gardens, use in containers or as an annual north of zone 7.

Plant 8" apart.

Zones 7 - 9   



Sedum makinoi
'Salsa Verde'

Stonecrop

All we need now are tortilla chips, Corona and a lime. 'Salsa Verde' stonecrop is an excellent choice for the green roof planting or rock garden with mounded **3-6"** foliage of rounded, green leaves. **Yellow** flowers are produced in late summer. Requires well-drained soil and is tolerant of some shade and poor soils.

Plant 10" apart.

Zones 6 - 9   





Sedum pachyclados

Stonecrop

Attractive rosettes of powder blue toothed leaves form a decorative cluster perfect for the rock garden or along a stone path. The **2"** foliage is topped with **pink** star-shaped flowers in late summer. Plant in a dryish sunny location.

Plant 10" apart.

Zones 5 - 9   



Sedum reflexum
'Blue Spruce'

Spruce Stonecrop

This sedum has bluish-green (spruce colored) linear, fleshy needle like foliage that forms a whorl around the stem. It has a **yellow flower** in the summer and grows about **6"** tall. It is great for a rock garden or green roof.

Plant 16" apart.

Zones 4 - 9  



Sedum rupestre 'Angelina'

Stonecrop

The evergreen needle like leaves shine a brilliant golden yellow that grows to about **4"** in full sun and well drained soil. When the weather turns cooler, the tips of the leaves turn a reddish orange tinge, which lasts all winter. **Yellow** flowers appear in early summer.

Plant 15" apart .

Zones 3 - 8  




Sedum rupestre
'Lemon Ball'

Stonecrop

'Lemon Ball' forms a vivid mound of chartreuse foliage that grows **4-5"** tall and spreads **10-12"**. Like 'Angelina' it has fine textured needle-like leaves but is brighter yellow and has a denser, bushy habit. The versatile foliage color compliments soft blues, pinks and greens and highlights dark-leaved plants. **Yellow** flowers appear in late spring. **Plant 15" apart.**

Zones 3 - 9  




Sedum sexangulare
Watch Chain Stonecrop
 Is a quick spreading groundcover and is often used on green roofs and rock gardens. Sedum sexangulare has six spiral rows of small cylindrical bright green leaves and grows 4-6" tall. The yellow flowers appear in summer. **Plant 10" apart.**

Zones 3 - 8  



Sedum sieboldii
October Plant/Stone Crop
 Silver blue scalloped foliage with clusters of light pink flowers at 6" makes this low-grower a lovely Sedum choice for September and October interest. Commonly called the 'October Plant', it makes a great ground cover for Daylilies. **Plant 18" apart.**

Zones 4 - 9 



Sedum spathulifolium
'Cape Blanco'
Stonecrop
 Attractive layered rosettes of silvery-blue (almost white-washed) leaves are complimented by buttery-yellow star-shaped flowers in late spring to early summer. Use this Pacific Northwest native species in containers, living walls, or rock gardens. Foliage grows to 2-4" tall in well-drained soil. **Plant 12" apart.**

Zones 3 - 8    



Sedum spectabile
'Brilliant'
Stone Crop
 Similar to 'Autumn Joy' in height and usage with flowers that are bright lavender pink. Blooms in August through October. Flowers turn bronze and add interest in the winter garden. Grows 18" tall. **Plant 18" apart.**

Zones 4 - 9   



Sedum x 'Neon'
Stone Crop
 Characterized by a brilliant rosy-pink bloom color even deeper and brighter than 'Brilliant', coupled with a compact height of 15", this popular Sedum blooms from August into October, and is quick to reach full size. **Plant 18" apart.**

Zones 4 - 9   



Sedum spurium
'Fuldaglut'
Stone Crop
 'Fuldaglut' has green-bronze foliage 3-4" high, that flowers deep red in July and August at that height. This small Sedum is enchanting in the rock garden, as a ground cover, or viewed close up in containers with other small varieties. Handles most any well-drained garden soil, even of low fertility. Considered an improved variety of 'Dragon's Blood' Sedum. **Plant 18" apart.**

Zones 4 - 8  



Sedum spurium
'John Creech'
John Creech Sedum
 This plant is a vigorous, mat-forming perennial with blue green, fleshy, scalloped leaves and grows 2-5" tall. Pink flowers appear mid summer. Use as a groundcover or in a rock garden. **Plant 12" apart.**

Zones 3 - 9   



Sedum spurium
'Tricolor'
Stone Crop
 Tiny white and green leaves with a pink edge on this fast-growing ground cover spread quickly, love heat and bright sunshine, and stay attractive all summer. September brings the soft pink, almost white, flowers that hug the foliage at no more than 4-6". New leaf clusters look like tiny rosettes. A charming, but tough-as-nails Sedum. **Plant 18" apart.**

Zones 3 - 9  



Gold = Sun, Green = Shade + level deer resistance (see page 5 for program details)



Heavy Traffic



Medium Traffic



Complimentary




Sedum spurium ‘Voodoo’
Stonecrop

Put away the straight pins! Plant ‘Voodoo’ for its bold foliage color of mahogany-red and contrasting **rosy-red** flowers in summer. The spreading succulent foliage rises to **4-6”** and will fill in quickly as a ground cover or along a stone path. Drought tolerant and very showy all season long.

Plant 12” apart.

Zones 3 - 9   



Sedum tetractinum ‘Coral Reef’
Stonecrop

Leathery rounded bright green leaves take on a striking reddish-bronze color in fall. This vigorous stonecrop will form a thick mat in the driest of conditions and is an excellent choice for green roofs or the rock garden.

Vivid **yellow** flower clusters cover the **4-6”** tall foliage in summer. Tolerates light shade.

Plant 18” apart.

Zones 4 - 8  



Sedum ternatum
Woodland Stone Crop

Native plant lovers don’t miss this one. Sedum for shade...yes, for shade...with dark green succulent leaves and star-shaped **white** flowers in May. The **6”** tall thick evergreen foliage is mat-forming and will do well up against tree roots, or when allowed to creep in the rock garden. Preferring moist soil, this low maintenance gem is for gardeners of all walks.

Plant 12” apart.

Zones 4 - 9     



Sedum x ‘Vera Jameson’
Stone Crop

Fleshy leaves start out as blue green and change to a purple burgundy color as the season progresses. It has **rosy pink flowers** in mid summer and grows **6-8”** tall. Good to use in the front of the border.

Plant 12” apart.

Zones 3 - 9   



Sedum x ‘Autumn Joy’
Stone Crop

A “Top 10” perennial for many years, brocoli-like buds appear in spring, turning to **pink** flower heads in August about **18”** above fleshy blue-green foliage. The flowers then gradually change to a rosy russet by late autumn, and are even appealing left uncut against a snowy winter landscape. Drought-tolerant, attractive to butterflies, used in masses as a ground cover, or in the border, it is truly a four-season perennial. Just a few amiable companions include Caryopteris, Coreopsis, the Fountain Grasses, Russian Sage, and Yucca.

Plant 18” apart.

Zones 4 - 9   



Sedum x ‘Matrona’
Stone Crop

Gray-green foliage and strong, shiny red stems that sport large, **pale pink flower** heads in August–September at **30–36”**. Blooms last well into the fall, and create a striking contrast to that first winter snow.

Plant 18” apart.

Zones 4 - 9   



Sedum Sunsparkler® ‘Dazzleberry’
Stonecrop

Excitement can’t be contained when the smoky blue-gray foliage is covered with huge **raspberry-red** flower clusters for several weeks in late summer. Quick spreading **6-8”** tall foliage is a tough survivor in heat and drought, once established, and through tough winters.

PP#22457
Plant 18” apart.

Zone 4 - 9   



Sedum Sunsparkler® ‘Lime Zinger’
Stonecrop

A great solution for hot and dry slopes or garden areas, tightly matted **4”** tall foliage is colorful as well as quick spreading in one season. Rounded apple green leaves have a cherry red edging in cool temperatures and are topped with long blooming soft **pink** flowers in late summer to early fall.

PP#24632
Plant 18” apart.

Zone 4 - 9   


Sempervivum (Hens and Chicks)

Who isn't cheered by this classic old fashioned favorite? Easy to grow in a multitude of conditions, it is easy to account for the popularity of this sedum look-alike. New "chicks" form around the base of the plant, or "hen". Eventually the "hens" die out leaving the "chicks" to grow for the next year, and so forth. Perfect for the rock garden, trough or container, between sunny stepping-stones or clustered at the front of the border in lots of sun, don't forget these favorites of your grandmother. **Plant 6 - 10 inches apart**

Zones 4 - 8



Perennials



'Cobweb Buttons' Height 2 - 3 in 'Desert Bloom' Height 4 - 6 in 'Green Wheel' Height 4 - 6 in 'Hardy Species Mix' Height 3 - 4 in 'Oddity' Height 6 - 10 in 'Red Rubin' Height 3 - 4 in 'Royal Ruby' Height 2 - 6 in 'Saturn' Height 3 - 4 in



Senecio aureus (Packera aurea)

Golden Ragwort or Groundsel

This native perennial wildflower is 12-16" tall and common to most meadows and grassy edges of swamps. It prefers consistently moist, well drained soil in part shade; in more sun it will require more moisture. Golden yellow daisy-like flowers appear in early summer.

Plant 10" apart.

Zones 4 - 9



Sisyrinchium angustifolium 'Lucerne' Blue-eyed Grass

Bright blue star-shaped flowers with a gold center appear from May until July. This charming native has Iris-like foliage. Not too tall at 8", the 3/4" flowers look sweet as edging or in the rock garden. While tolerant of partial shade, Blue-eyed Grass prefers full sun and moist well-drained soil.

Plant 12" apart.

Zones 5 - 8 Cultivar



Solidago rugosa 'Fireworks' Goldenrod

Goldenrod pollen is not responsible for hay fever. The flowers are insect pollinated, not wind pollinated. An excellent native garden perennial. Arching wands of golden yellow look exactly like the streaming fire trails that follow the star bursts lighting up our July 4th night skies. The compact clump form of this Goldenrod reaches a tidy 3-4'

Plant 18" apart.

Zones 4 - 9 Cultivar



Solidago shortii 'Solar Cascade' Goldenrod

'Solar Cascade' will put on a stellar performance from late summer into fall with showers of golden-yellow flowers. This goldenrod was selected from a federally endangered species found only in remote areas of Kentucky and Indiana. Height is mid-way between 'Fireworks' and 'Golden Fleece' at 24-30". Drought tolerant once established.

Plant 18" apart.

Zones 3 - 8 Cultivar



Solidago sphacelata 'Golden Fleece' Dwarf Goldenrod

Showy sprays of golden yellow flowers in late summer to fall and provide a great backdrop for other late blooming perennials like Asters. This native has nice textured dark green leaves that are more rounded or heart shaped and grows 18-24" tall.

Plant 18" apart.

Zones 4 - 9 Cultivar



Stachys byzantina 'Helene von Stein' Lamb's Ear or Big Ears

The larger, vigorous, wooly gray leaves of this variety are effective massed in the foreground of a bed or as edging. It resists languishing in our humid weather, seldom flowers, and at 10" in height, is a strong clump grower that can form a 3' wide plant in 2 years. Does best in poor, very well-drained soil.

Plant 20" apart.

Zones 4 - 9



Gold = Sun, Green = Shade + level deer resistance (see page 5 for program details)



Heavy Traffic



Medium Traffic



Complimentary



Stachys byzantina
'Silky Fleece'
Dwarf Lamb's Ear

Irresistible little lamb's ears of fuzzy silvery gray form a dense mat to **2"** tall in well-drained soils. **10"** **purplish-plum** upright flowers bloom in mid summer. The soft textured foliage offers nice contrast to other creepers and ground covers in the rock garden or as an edging. Provide well drained soil and patience for the babes during hot humid spells. **Plant 10"** apart.

Zones 5 - 9



Stachys byzantina
'Silver Carpet'
Lamb's Ear

Same delightful velvety silver leaves as other byzantinas that invite touching (children love it), but a non-flowering, low-maintenance form at **5 - 7"**. Try it with other drought-lovers such as Lavender, Sedum 'Autumn Joy', and Dianthus 'Firewitch'. **Plant 20"** apart.

Zones 5 - 9



Stokesia laevis
'Blue Danube'
Stokes Aster

The blue of this choice native variety is the strongest light blue imaginable with just a hint of lavender. Fringed Aster-like flowers starting in June, it blooms way into September, and can provide you with up to 14 weeks of showy color in the border or as a cut flower. Blooms often close in the evening and reopen in the morning. It is tolerant of heat, drought, and different kinds of soil, as long as it is well-drained, especially in winter. **12"** tall. **Plant 18"** apart.

Zones 5 - 9 Cultivar



Stokesia laevis
'Color Wheel'
Stokes Aster

An old-fashioned garden perennial. **3"** **flowers open white** on branched bloom stems, **then fade to lavender**, followed by **dark blue-purple**, maintaining three to five different color flowers all at one time. Bloom stems reach **18-24"**. Try it with purple Salvia, hardy Geraniums, and Siberian Iris. PP#12718. **Plant 18"** apart.

Zones 5 - 8 Cultivar



Stokesia laevis
'Mary Gregory'
Stoke's Aster

'Mary Gregory' sports **light yellow** flowers in mid-summer on relaxed **12-18"** stems. A native of the Southeast, Stoke's Aster is evergreen in milder climates, and has deep green narrow leaves that form a basal rosette. Remove spent blooms to encourage more flowering. Plant in full sun in medium, well-drained soil. **Plant 18"** apart.

Zones 5 - 9 Cultivar



Stokesia laevis
'Peachie's Pick'
Stokes Aster

Not only are clumps dense and tight, but the densely compact upright flower spikes are topped with dozens of large, **blue flowers**, from late June to early July. The deep green foliage remains attractive all season growing to **18"** tall. 'Peachie's Pick' occurred as a seedling in Peachie's garden and, due to her generosity, the rest is history. **Plant 18"** apart.

Zones 5 - 9 Cultivar


Symphytotrichum: see Aster



Teucrium chamaedrydrys
Wall Germander

Wall germander was a common element of the 18th and 19th century herbal garden, used for its medicinal properties as well as ornamental value. Considered a subshrub with a woody base, it has small dark green leaves that are evergreen, except in harsh winters, where it may die back to the ground. **Rose-purple** tubular flowers bloom along spikes just above the dense foliage in mid to late summer. Grows **12-18"** tall. **Plant 18"** apart.

Zones 5 - 9 **F**



Thymus citriodorus
'Doone Valley'
Creeping Thyme

A low spreading, evergreen thyme which has golden variegated foliage, colorful flowers & a great lemon scent. Blooms are clusters **3"- 4"** with tiny **pinkish purple** flowers. Leaves are very bright in the cool of spring. Plants are **4 - 5"**. Excellent for edging, rock gardens & around and between stepping stones. **Plant 6"** apart.

Zones 4 - 9 **F**



Thymus x citriodorus 'Variegata'

Variegated Lemon Thyme

When placed along a path or in a patio container a refreshing lemon scent is released when the variegated green and gold foliage is brushed against. Plant in the herb garden and enjoy the lemon scent or lemon flavoring for cooking. Subtle **lavender-pink** flowers bloom in late spring to summer just above the **6-10"** foliage.

Plant 12" apart.

Zones 5 - 9 **F**



Thymus praecox 'Pink Chintz'

Creeping Thyme

'Pink Chintz' is one of the first Thymes to flower, blooming from May – July. It is a vigorous ground hugging grower with small gray-green leaves that are small, strongly scented and fuzzy. Profuse **pink blooms** cover the **1"- 2"** high foliage.

Plant 6-8" apart.

Zones 5 - 9 **F**



Thymus pseudolanuginosus

Woolly Thyme
Tiny felted gray leaves form a low cushy mat to a height of **2-3"** with occasional tiny **pink** flowers in summer. A drought tolerant evergreen ground cover, Thyme is perfect as a low maintenance lawn substitute, in the rock garden, or planted between stepping stones. Provide full sun and well drained soil, avoiding wet feet at all times.

Plant 6" apart.

Zones 5 - 9 **F**



Thymus serpyllum 'Coccineus'

Red Flowering Mother of Thyme

Tiny glossy green leaves are mat forming at **3"**. This groundcover is perfect for rock, trough, and alpine gardens, works between pavers, and has **rosy-purple flowers** in mid-summer. Excellent drainage and lots of sun are a must. Too much rain can be detrimental; water has a hard time evaporating from the leaves causing fast rot.

Plant 6" apart.

Zones 5 - 9 **F**



Thymus serpyllum 'Elfin'

Elfin Thyme
Imagine dwarfing other creeping Thymes? The teeny tiny aromatic leaves form a tight carpet to **1"** and produce **lavender** flowers in summer, gradually filling in between rock crevices or stepping stones. Attractive cascading out of containers filled with other perennial or herbs, 'Elfin' is evergreen and tolerant of poor sandy soil. Excellent drainage is a must and full sun is preferred.

Plant 6" apart.

Zones 5 - 9 **F**



Thymus vulgaris 'Silver Posie'

Variegated English Thyme

'Silver Posie' adds a sweet touch to any container or cottage garden with its white edged gray-green leaves and tiny **lavender-pink** flowers in late spring and early summer. Aromatic foliage is a bushy **10-12"** tall and is evergreen in warmer climates. Cool weather brings a hint of burgundy to the leaves.

Plant 12" apart.

Zones 6 - 9 **F**



Tiarella cordifolia 'Brandywine'

Foam Flower

The puffy, tiny **white** flowers are carried on short spikes on the **8"** stems of this local native Tiarella that is an ideal spreading ground cover for shade. Tiarellas have dark green, quite evergreen leaves that vary in leaf shape and coloration according to variety. 'Brandywine' has just a bit of burgundy veination on its leaves and blooms white in April and May.

Plant 18" apart.

Zones 5 - 9 **N** Cultivar **F**



Tiarella cordifolia 'Elizabeth Oliver'

Foam Flower

The deeply lobed leaves are bright green with faint burgundy veination and **creamy flowers with pink blush**. As the cooler days of early October arrive, the leaves take on a rich purple hue. Height **8-10"**. This vigorous grower for the woodland or shade garden is another native of the eastern U.S.

Plant 18" apart.

Zones 4 - 8 **N** Cultivar **F**



Gold = Sun, Green = Shade + level deer resistance (see page 5 for program details)



Heavy Traffic



Medium Traffic



Complimentary



Tiarella cordifolia
'Oakleaf'

Foam Flower

As its name implies, native 'Oakleaf' has dark green leaves that are lobed with a serrated edge like those of the tree, and grow in dense, fast-growing clumps. The flowers on their little spikes are a **pink** and are very profuse in May to a height of **8-10"**. Try Tiarellas with Ajuga, Epimedium, or ferns for variety in form and texture.

Plant 18" apart.

Zones 4 - 8 Cultivar **F**



Tiarella cordifolia
'Running Tapestry'

Foam Flower

Woodland gardeners with large areas to cover would do well to consider this fast-spreading ground cover. Best of all is the lovely burgundy marbling, which radiates from the midrib outward throughout each leaf. The masses of **white** Foam Flowers are **12"** above the foliage and make a splash through the woods.

Plant 18" apart.

Zones 4 - 8 Cultivar **F**




Tiarella wherryi

Foam Flower

It blooms heavily in the spring with **white** flower spikes, then occasionally flowers until frost. The clump forming foliage often turns red when it gets cold and grows **10-12"** tall. This native is a good choice for shady or woodland garden.

Plant 12" apart.

Zones 4 - 8 Cultivar



Tiarella x 'Timbuktu'

Foam Flower

Massed in the woodland garden, the mysterious beauty of 'Timbuktu' can be appreciated up close and from afar. Loose layers of elongated, finely dissected leaves have brownish-bronze veining and are topped with floating airy **white** bottlebrush flowers in spring. Grows **10-12"** tall and prefers rich, moist soils.

Plant 12" apart.

Zones 4 - 9 Cultivar **F**



Tradescantia x
'Concord Grape'

Spiderwort

Violet-blue flowers bloom in summer against bluish-green strap-like foliage that grows **12-18"** tall. Buds appear in clusters and only one flower in each cluster blooms at a time, each lasting a day. Native to woodlands of the eastern U.S., spiderwort prefers moist, rich soil in partial shade. Trim mid-season to encourage a new set of blooms.

Plant 18" apart.

Zones 5 - 8 Cultivar



Tradescantia
andersoniana

'Sweet Kate'

Spiderwort

Truly iridescent yellow foliage at **24"** w/ **brilliant gentian blue** flowers is such a visual blast, we are compelled to offer this Spiderwort that can't help but brighten the shade garden. Expect flowers in June and July.

Plant 18" apart.

Zones 4 - 9 Cultivar



Tricyrtis x 'Sinonome'

Toad Lily

Among the most striking of woodland plants for the shade gardener, this Toad Lily's orchid-like flowers magically appear from late August into October. An old-time cultivar, its upright-facing **white** flowers have **ruby** speckling and form a nice **3'** clump. Recommended for its drought tolerance and clean, shiny, dark green leaves. Be sure to choose a site where these lovely flowers can be appreciated, as they are not showy from a distance.

Plant 18" apart.

Zones 4 - 9



Verbena bonariensis

Tall Verbena

A 'wild' look is had by this tall, stiff, widely branched Verbena with **3-4'** stems that are topped with small **purple** flower clusters. Excellent used in the back of the border with its open airy appearance. Pinch the first few shoots in spring to encourage branching. Blooms throughout the summer and is butterfly magnet.

Plant 18" apart.

Zones 7 - 10

Verbena EnduraScape Series

Vervain

We are offering three of the hottest colors of the new EnduraScape series: Hot Pink, Purple and Red. This verbena combines unmatched summer performance and heat tolerance with excellent branching, powdery mildew resistance, and improved winter hardiness into the low teens. Blooms from early spring and into fall and grows 8-12" tall.

Plant 24" apart.

Zones 7 -10



'Hot Pink'



'Purple'



'Red'



Verbena x 'Homestead Purple'

Vervain

Few plants bloom so extravagantly for so long as this one. Deep purple flower clusters bloom from May to frost over the vigorous, ground covering foliage of 6-10". Maryland heat and drought tolerant, it is hardy in the winter to 9 degrees. They are gorgeous trailing from window boxes, hanging baskets, and any and any sunny spots. Plant 18" apart.

Zones 7 -10



Zones 4 - 8



Vernonia noveboracensis

New York Ironweed

This eastern U.S. native is commonly seen in wet meadows with its intense purplish-red flower clusters ablaze in late summer on 4-7' tall stems. A strong, dependable, drought tolerant plant that performs in poorly drained or well drained soil. Try it with Solidago Fireworks, Rudbeckia Goldquelle or tall native grasses.

Plant 30" apart.



Veronica longifolia 'Eveline'

Speedwell

Grows to 20" tall with its upright plant habit. Top tapered spikes of purple-red flowers bloom May-June. It is a butterfly magnet. Try it with Platycodon Sentimental Blue, Coreopsis Early Sunrise and Echinacea Ruby Star. PP#14888.

Plant 12" apart.

Zones 4 - 8



Zones 4 - 9



Veronica oltensis

Creeping Speedwell

A Veronica exists for almost every garden situation with this delightful little drought-tolerant one well suited to the xeric garden, rock garden, or sunny path. Thick emerald green leaves reach a mere 1" in height and will spread to fill in between rocks or pavers. Violet-blue flowers bloom in late spring to early summer. Provide moderate moisture and good drainage.

Plant 8" apart.



Veronica peduncularis 'Georgia Blue'

Speedwell

Dainty, little round sky-blue flowers in low mounds in April and May are a sweet alternative to traditional Veronica spikes. At 12" it makes a great ground cover in full sun with good drainage. Don't be deceived by its name; this hardy perennial derives from the former Soviet state, not our own southern one of the same name.

Plant 18" apart.

Zones 5 - 8



Zones 4 - 9



Veronica repens 'Sunshine'

Golden Creeping Speedwell

With many choices of creeping ground covers, this cheerful and bright Veronica offers unusual chartreuse tiny oval leaves that will form a mat to 1" in height complimented by tiny blue flowers spikes in early summer. Lighting up a shady corner or path with its vivid foliage, 'Sunshine' is tolerant of light foot traffic and will thrive in full sun with adequate moisture.

Plant 8" apart.



Gold = Sun, Green = Shade + level deer resistance (see page 5 for program details)



Heavy Traffic



Medium Traffic



Complimentary



Veronica spicata

'Red Fox'

Speedwell

A marvelous cut flower that is long-lasting in the vase, and a great choice for the front of the border. Compact 15" tall glossy green foliage is topped with bright **rose-pink** spikes in mid-summer. Performs best in average, well-drained soil in full sun. Blooms for several weeks and looks great with Leucanthemum 'Snow Lady' and Scabiosa 'Butterfly Blue'.

Plant 18" apart.

Zones 5 - 9



Veronica spicata

'Royal Candles'

Speedwell

Deep violet-blue spikes on this very compact Veronica don't grow over 17". The flower spikes are held well above the foliage, making them especially showy. 'Royal Candles' also drew our attention being free of problems with leaf spot, disease and insects that plague other Veronicas. It also keeps its lower leaves that are a rich glossy green. **Plant 18" apart.**

Zones 5 - 9



Veronica x

'Sunny Border Blue'

Speedwell

Perennial Plant of the Year 1993

Intense, **dark violet-blue flower** spikes emerge from lovely, rich green, strong foliage from June through August to a height of 18" on this versatile plant.

Plant 18" apart.

Zones 4 - 8



Veronica 'Tidal Pool'

Creeping Speedwell

This carefree, low growing, creeping groundcover from Dr. Jim Ault of the Chicago Botanic Gardens is a beauty in spring when intense **blue** flowers with bright white centers hug the foliage for weeks. The 2-3" tall foliage has small oak-like leaves that are medium green with a bluish cast. Heat, humidity and drought tolerant. PP#23341

Plant 18" apart.

Zones 4 - 8



Veronica x 'Whitewater'

Speedwell

Tolerant of light foot traffic but too adorable to step on when the small pure **white** flowers cover the glossy green foliage from early spring to mid-summer. Perfect for rock gardens or planted around flagstones, the 4-6" tall creeping foliage has scalloped leaves that turn burgundy to bronze in the fall. Prefers well-drained soil with average moisture. PP#22783

Plant 12" apart.

Zones 4 - 7



Vinca minor

Common periwinkle

Creeping myrtle

Phlox-like **blue-violet flowers** light up against the 1 1/2" long glossy green leaves in early spring. The 18" evergreen trailing stems reach a **height of 4-6"** and will continue to bloom intermittently throughout the summer. Provide moist well-drained soil and more shade in warmer climates.

Plant 6-12" apart.

Zones 4 - 9



Vinca minor Whirlaway™

Periwinkle

Chartreuse and green mottled foliage adds a twist to the ever popular periwinkle. Lots of pretty clear blue flowers bloom in spring against the 6" tall dense evergreen foliage. Spreads up to 24" and prefers fertile, loamy soil. PP#20409

Plant 18" apart.

Zones 4 - 9



Viola walteri

'Silver Gem'

Prostrate Blue Violet

This little native jewel is a selection from the plant introduction program at the Mt. Cuba Center. Trailing stems form a mat, reaching 3-5". The heart-shaped silvery leaves have prominent green veins and purplish to burgundy undersides, and are graced with **lavender-blue** flowers beginning in early spring. Prefers moist, well drained soil. **Plant 10" apart.**

Zones 5 - 8

