


# Primroses

Winter 1993  
Volume 51, No. 1





**PRIMROSES**

Quarterly of the  
American Primrose Society

Winter 1993  
Volume 51, Number 1

Editor: Maedythe Martin  
951 Joan Crescent,  
Victoria, B.C. CANADA V8S 3L3  
Designer: Rebecca Nolte

**EDITORIAL DEADLINES**

Winter issue ... December 1  
Spring issue ... March 1  
Summer issue ... June 1  
Fall issue ... September 1

**PHOTOGRAPHIC CREDITS**

Photos on pages 5, 11 and 19 are from the archival box of editor's photos. Other photos are credited.

*PRIMROSES* (ISSN 0162-6671) is published quarterly by the American Primrose, Primula and Auricula Society, 9705 SW Spring Crest Dr., Portland, OR 97225. Second-Class postage paid at Hillsboro, OR and additional mailing offices.

POSTMASTER: Send address changes to *Primroses*, 9705 SW Spring Crest Dr., Portland, OR 97225

**In this issue**

About Growing Petiolares .....	3
by Herb Dickson	
News from the Chapters .....	4
Primroses in Pennsylvania .....	5
by Anita Kistler	
Seed Propagation of Primula Species .....	6
by Ron Rollo	
Primulas in a Botanical Garden, Part 3 .....	7
by Bodil Leamy	
Preparing the Garden for Winter .....	11
by Marie Skonberg	
Primula Notes .....	12
by Don Keefe	
Board of Directors' Meeting .....	13
Primula Plant Sources .....	14
by Marie Skonberg	
Show Dates .....	14
Good News, Bad News .....	15
by April Boettger	
From the Mailbox .....	16
Notes from the Editor .....	17
Green-Edged Auriculas .....	21
by Cy Happy	
Book Review: .....	22
Show Auriculas	
Review by Elizabeth England	
Sakurasoh Inventory .....	23
1993 Seed Exchange .....	27
A Tribute to the Willinghams .....	33
Primroses on Display in Canada .....	35
Officers .....	39

**ON THE COVER**

Green-edged show auriculas have always held a fascination for auricula growers. The cover features one hybridized by our president, Cyrus Happy. See the story on how he developed it on page 21.

**About Growing the Beautiful but Exasperating Petiolares**

by Herb Dickson

The Petiolares primulas are a challenge to grow anywhere in the North American continent where you do not have a reliable snow cover all winter or you have hot summers. Generally these two conditions are combined.

I have had some success growing the Petiolares in pots in a cool greenhouse for winter protection. I give them very little water in the winter. As the primulas start their spring growth and bloom, the pots get ample water daily but I try to keep the water off the foliage until blooming is finished. Then they are watered heavily from overhead — from one to four times each day, depending on the weather.

Warm or hot weather is ideal for the growth of

fungus in continually wet soil. A systemic fungicide is applied according to directions when the weather warms up, right after blooming. Depending on how hot and long the summer weather is, you may need another one or two applications of fungicide before the weather cools in the fall. I also give the Petiolares in pots two to three waterings with a good balanced soluble fertilizer containing trace elements.

Now all of this is a lot of trouble, but it will produce good plants and flowers.

Last year I tried an experiment growing them in

*continued on page 10*



Photo by Cy Happy

*Primula scapigera in full glorious bloom, one of the Petiolares grown to perfection by Herb Dickson.*



## News from the Chapters

### Eastside Chapter

Special Note: primrose sweatshirts are still available; contact Thea Oakley for more information.

September program: Pot luck dinner and harvest sale. October program: Protection of primroses in winter, and propagation of primroses from seed. November program: Larry Bailey's presentation on auriculas at the primula symposium. December Program: Gift exchange and pot luck seasonal goodies.

Excerpts from "Notes" in the newsletters, by Don Keefe, Editor. **Seeds Available:** Rosetta Jones has double acaulis seed. Order from her at E. 170 Dunoon Pl., Shelton, WA 98584. Peter Atkinson has some gold-lace and double polyanthus seed available as well as a limited supply of hand-pollinated seed of anomalous primroses in which he specializes. Write for a list: 16035 SE 167 Pl., Renton, WA 98058.

**Local Plant Retailers:** An interesting article by Gerry Sedenko appeared in the Seattle Times/PI May 24, 1992. Jerry pointed out that there are several local plant retailers that are among the finest in the country and sell many diversified top-quality plants, including collectors items.

Of the larger, full-range nurseries Jerry rates the Wells-Medina Nursery at the top of the heap, Swanson's in Ballard close behind, Furney's in Bellvue as third, Sky Nursery in the north end, then Molbak's in Woodinville.

For the smaller local nurseries, Jerry lists the City People's in Madison Valley, the tiny West Seattle Nursery, the Seattle Garden Center, Herbfarm in Fall City, Pat's Perennials gorgeous gardens near Woodenville, the A&D Peonies nearby, the Cottage Creek Nursery out of Redmond for perennials and roses, Bothell Barfod's Hardy Ferns, the Heronswood Nursery near Kingston and the Puget Garden Resources on Vashon Island.

### Seattle Chapter

October program: June Skidmore gave a talk illustrated with slides from her recent trip to England, including her visit to Field House Alpines. **Report** on the October meeting: Several members played truant from other events in order to see June Skidmore's program on her September trip to England. June showed us slides of the wonderful Field House Alpines nursery at Gotham, Nottinghamshire, run by Valerie Wooley and partner

Doug Lochhead. They specialize in primulas both Asian and European, as well as offering lewisias and such rarities as *Sisyrinchium depauperatum*. The large shade houses looked immaculate and the plants were all neatly lined out and obviously healthy.

June also visited Caulk Abbey in Derbyshire where there is an old walled auricula theater. This was created to display show auriculas in a manner similar to the display of Sakurasoh in a "kadan" or stage that we saw in slides at the symposium "Primula Worldwide" in Portland in April.

Valerie and Doug have undertaken the maintenance of the Caulk Abbey auricula theater and in springtime it is filled with displays of auriculas in antique "long Tom" pots. In summer it houses geraniums--rare ones, of course!

After a break we sampled Jane Mickelson's excellent sugar-free pear loaf and other goodies. There was a plant swap which included some truly remarkable plants such as double auriculas and *Euonymus sieboldii*. What a way to spend the day! Report by Barbara Flynn, Redmond, Washington

### Tacoma Chapter

September program: Video tape presentation from the symposium "Primula Worldwide" held in Oregon in April this year. October program: Video tape of the symposium presentation "Primula from Many Springs" by Cy Happy and Sybil McCulloch. November program: Video tapes of the symposium presentations "Rock Marriage" and "Sakurasoh." December program: Christmas pot-luck dinner.

Notes from Candy Strickland, Chapter President: APS will be represented at both the Tacoma Dome Flower and Garden Show, January 27-31, and at the Seattle Flower and Garden Show on February 11-15. An appeal is made to APS members to help out at both of these shows to spread the word about APS.

### Washington State Chapter

September program: Video tape of the symposium presentation "A Star is Born" by Larry Bailey on show auriculas. October meeting: Annual plant and produce auction. November program: Video tape of the symposium presentation "Yankee Doodle Dandies" by Tass Kelso on North American primulas. December program: Annual Christmas pot-luck dinner and gift exchange. Herb Dickson will present a slide program on all types of primroses. ❖

## Primroses in Pennsylvania

by Anita Kistler

Except for the *Primula allionii* varieties, all my primroses are garden grown. My favorites are the Julianas (*P. x pruhoniciana*). They are so early, so reliable and so prolific in blooming. Their colors brighten the shady areas first thing every spring.

Shortly after these come the blooms of *P. kisoana*, both the mauve and white forms. They are such a different plant from the Julianas. Polyanthus make a lovely mosaic of color under the crabapple tree and the cryptomeria (Japanese cedar), with the lollipop heads of *P. denticulata* behind them.

The auriculas come along next. They are my favorite! The succulent green leaves outlined in white are attractive all year long. The wild form, with its soft yellow fragrant blooms are so beautiful — more so than the garden varieties, I feel.

I am collecting as many forms of *P. sieboldii* as I can get. I'll never equal the numbers that growers enjoy in Japan but I have at least twelve now and the number is increasing every year. They are so easy to grow and make a great show. From solid petals to lovely snow-flake forms and from solid colors to different colors on the front and reverse of the petals, they are all wonderful additions to the garden. Just remember not to dig in their area when the sieboldiis are dormant from mid-summer on. To fill the empty space in summer I let *Scutellaria medica* v. *japonica* self-sow into the area. It blooms in spring and again in September.



"Dorothy" one of the old and reliable Julianas prized by Anita Kistler.

I brought back many named *P. auricula* varieties from England last year. These are growing in troughs until they have increased enough to allow me to divide them. Actually growing them in a trough brings them closer to eye level where I can enjoy them more. Mostly they are garden auriculas in my favorite colors, including blue and also some double varieties. ❖

Anita Kistler, Past Chair of the Doretta Klaber Chapter of APS gardens in West Chester, Pennsylvania.

Please read the revised APS Constitution and by-laws sent with this issue. Also mark and return your ballots for APS officers and directors.



# Seed Propagation of Primula Species

by Ron Rollo, Nursery Manager UBC Botanical Garden

Primula seed may be stored in a fridge until ready for sowing. Most of our seed is sown in November, but good results can be achieved by sowing anytime through the winter.

The seed mix consists of:

- one part screened, pasteurized soil
- one part fine milled peat moss
- one part Turface.

Turface is a granular clay product greatly resembling kitty litter. To each bushel of this seed mix the following ingredients are added:

- 42 grams of superphosphate (0-20-0)
- 21 grams of dolomite lime
- 4 grams of Truban (a fungicide to aid in the prevention of damping off)

Depending on the quantity of seed, it can be sown in any suitably-sized plastic pot or tray with adequate drainage holes.

The trays we use are filled with seed mix to

Photo by J. Lort



Primula japonica "Miller's Crimson" in the UBC Asian Garden.

approximately one-half inch below the top of the tray and gently tamped to provide a level, even sowing surface. Additional seed mix is then screened over the tray to provide a fine layer in which the seeds will germinate. The screened layer is also lightly tamped flat. Because of the small size of the seed, the flats should be watered before sowing, using a watering can with a very fine rose so as not to disturb the soil surface.

Seeds are sown as evenly as possible over the surface, care being taken to avoid over-sowing which can cause problems with pricking out and possible fungal disease. The seeds should be covered with a thin layer (1/4 to 1/8 inch) of washed aquarium sand or a similar silica sand product. The seed trays are moved directly to a cool polythene tunnel with minimal heat, just enough to prevent freezing (2 - 3 degrees Celsius).

Germination of most primula species should occur within two to three months. If the seedlings appear to be too densely planted, they may be thinned when the first true leaves appear. The seedlings can be left in the trays if adequately spaced until they are ready for transplanting into the ground in April, or they may be pricked out into individual pots when they reach a reasonable size to handle (1/4 to 1/2 inch).

Our experience indicates that the seedlings have a higher success rate when transplanted into an outdoor bed with some shade rather than into individual pots. The seedlings can be allowed to grow through their first season in the nursery bed and then be dug and moved into their garden location at the beginning of the second growing season. ❖

# Primulas in a Botanical Garden

Part 3 - Primulas in the David C. Lam Asian Garden at the University of British Columbia Botanical Garden in Vancouver, British Columbia  
by Bodil Leamy

The University of British Columbia Botanical Garden, found in a unique location near the cliffs at the end of the University peninsula, contains wonderful plant treasures. Bodil Leamy, a horticulturalist at the Garden, is a keen primula grower, both at home and in the Garden. She describes some of the primulas, season by season as they bloom hoping to encourage readers to share her enthusiasm. This is the third and final part of our tour through the Garden. Parts 1 and 2 are in the Winter and Spring issues 1992.

## Candelabras

I think the candelabra species and hybrids are the most useful of all the primulas to be seen in our Garden. They are showy, easy to grow and flower in mid-May when we get a lot of visitors. This is the best time to see the majority of our primulas.

Candelabra hybrids and species seed with abandon, often forming a green carpet over the top of the soil; and the seedlings are strong enough to prevent most weed seedlings from germinating. Primula japonica and its various color forms are the first to flower. The color of the species itself is described variously as rose to dark purple-red with a maroon eye, and we have quite a few of these rich and somber plants.

They are very robust. *Primula japonica* is the largest and stockiest of the candelabras. A few years ago we imported plants of a form called "Glowing Embers." It was spectacular, the corolla a deep glowing wine-magenta with a greeny-yellow eye; but sadly this year they have all disappeared.

*Primula japonica* "Rosea" had all but disappeared from the garden too, but as I mentioned earlier on in this article, careful hand-weeding is

Photo by K. Moori



Primula japonica, one of the candelabras grown in the UBC Garden, here found in its habitat in Japan.

paying off and we now have about 30 plants in varying shades of pink, from pale to quite dark. The color of the eyes vary from reddish to hot orange and a greeny-yellow, all colors that from a little distance deepen the pink of the corolla.

*Primula japonica* "Postford White" is without a doubt one of the most beautiful of all candelabra primulas. The flowers are of such a solid chalky-white that they appear to shine from within; and as they will flower even in fairly heavy shade, they can and will bring light to dark corners. We grow *P. japonica* "Postford White" in several different areas. One group is growing near a little stream in fairly wet conditions and heavy shade. Here we also have a collection of hosta cultivars, some of them variegated forms. The primulas and hostas together form a delightful picture and make one feel cool even on the hottest day.



### *Primulas in a Botanical Garden continued*

In a slightly drier bed new plantings were put in last fall and are already in flower. Beside the "Postford White" I have planted a group of *P. bulleyana* in the hope of getting some hybrids, maybe in the range of soft to dark yellow plants. However, the *P. japonica* plants are not showing flower scapes yet, so my carefully laid plans may go astray. I have to hope that next year when the plants have become established that the flowering time of the two species will coincide.

*Primula japonica* "Millar's Crimson" is very well known in the gardens of primula lovers, but its crushed strawberry-colored flowers with an intense orange eye are not yet commonly found in gardens. Our visitors at the Botanical Garden at UBC are delighted when they turn a corner of the trail and come upon a large group of *P. japonica* "Millar's Crimson" with some specimens of a cream-flowered rhododendron at the back of the bed. Going around another corner on the same trail you find a large planting of *P. bulleyana*. It is a lovely species, with a clear yellow corolla opening from orange buds.

### *Other Candelabra Species*

*Primula beesiana* flowers at the same time as *P. japonica* and *P. bulleyana*. This species looks like a slightly smaller version of *P. japonica* in shape and outline and is without meal, just like *P. japonica* whereas *P. bulleyana* has a heavy coat of farina. The flowers of *P. beesiana* are lavender to mauve and what I call "screaming magenta," a color that needs the right companion plant. We have a group of *P. beesiana* planted in front of a deutzia species with pale greyish-lilac flowers and the white variegated *Lunaria annua* is planted close by. This combination works very well and always causes comments by our visitors.

These three species hybridize freely, and the seedlings are very vigorous and beautiful. In fact, my biggest problem is keeping the species true to name. Every spring I have to rogue out



"Postford White" one of the most eye-catching candelabras found in the UBC Botanical Garden.

the hybrids. The offspring vary in color from yellow to pale apricot to dark apricot, orange and almost red. Occasionally a creamy lavender with a yellow eye occurs, and these are the most beautiful of all. The hybrids retain the form and the farina, in varying amounts, of the *P. bulleyana* parent.

*Primula anisodora* and *P. helodoxa* also hybridize in the Garden. All primulas are my favorite while they are in bloom, but I think it is significant that I have planted *P. anisodora* in my own garden. The slender shape and outline of this species, with its unique black buds and velvety-red corollas, can hardly be improved upon. All plants of *P. anisodora* are very fragrant, even the pink roots.

*P. helodoxa* is cast in the same mold as *P. anisodora*, but the flowers are clear yellow with no hint of orange on the corolla. Both

Photo by J. Lort



The clear yellow flowers of *Primula helodoxa* will seed itself in the garden, as will most candelabras.

Photo by J. Lort

*P. anisodora* and *P. helodoxa* have rosettes of almost evergreen leaves in contrast to most other candelabra species. These two have given us some beautiful hybrids in shades of soft apricot through raspberry-pink to magenta. The shape of the hybrids is the same as the parents' and can be seen in bloom in the early summer. It is interesting to note that *P. anisodora* is usually the seed parent, as far as I can determine. So far I have never seen hybrid seedlings near *P. helodoxa*, though it seeds itself around in a mild way. Both *P. anisodora* and its hybrids are in the habit of producing the odd flower stalk into late fall.

### *Farina Dusting*

When *P. pulverulenta* is in flower I think this species is the loveliest of all, perhaps only superseded by its color form "Bartley Strain." *Primula pulverulenta* seeds itself freely here in the Garden and new plants are constantly

appearing in odd corners. The flower stalks are heavily coated with white farina and so are the backs of the corollas. The wine-purple color of the flowers has a dash of grey and I call the color "sad French purple." You see the same shade of purple in many old roses, such as *Rosa* "William Lobb" and the good old rambler *R. "Veilchenblau."* The form of *P. pulverulenta* "Bartley Strain" is just as beautiful, but the flowers are a clear sugar pink, again covered with a heavy meal. So far I have never found a seedling of this variety.

Our native "Tall Fringe-cup," *Tellima grandiflora*, is a wonderful foil for both *P. pulverulenta* and its hybrid "Bartley Strain." The lime green and pink flower stalks set off the purple and pink flowers and form a misty veil around the primula.

We enjoyed the presence of *P. cockburniana* for a few years, but it was never really happy enough to survive for any length of time and eventually did not set enough seed to carry on the species. In our Garden it behaved as an annual.

### *Hot Colors*

Three years ago I saw plants called *P. cockburniana* hybrids and I doubt if I have ever seen such an intense and hot color in a primula before. The vivid dark burnt orange flowers were set off by a heavy coat of meal, and the shape and outline showed that in all probability *P. pulverulenta* was the other parent. The hot orange color of the flowers would make it very difficult to fit into the Asian Garden and I therefore have planted them in the perennial border with companion plants of a similar hue. *Luzula nivea*, a beautiful rush with creamy-white flower heads appearing in mid-spring, creates the perfect background plant to cool off *P. cockburniana* hybrids. *Erigeron aurantiacus* with the same hot flower color and the smoky orange flowers of *Cherianthus* cultivar "EMS" fit right into the color scheme. I wonder if this hybrid will have inherited the perennial habit of



*Primulas in a Botanical Garden continued*

*P. pulverulenta* or not and also if it will self-sow.

The last primula species to flower in the Asian Garden is *Primula florindae*. It flowers in mid-summer and often into the middle of August. We have two color forms: a clear yellow and a group of pale to dark copper shades. In our Garden the yellow form comes into flower about two weeks earlier than the copper shades, but it is these that will continue to flower late into the season. This species will take both sun and relatively dark shade as long as there is plenty of water around the roots.

Next to the copper *P. florindae* we have planted some *Hemerocallis forrestii* "Perry's Variety." This day-lily has up-facing star-shaped flowers of an intense dark orange, and the copper-shaded *P. florindae* echoes the same tone value with paler drooping flowers. The combination of these two plants is stunning and well worth waiting for.

**About Growing Petiolares**

*continued from page 3*

the ground in a bed in a shade house. I wanted to see if they could be protected through the winter only by a foam blanket one quarter inch thick sandwiched between two layers of poly. The idea was good — the weather was not: no winter, no snow.

In the slightly raised planting beds I used a Peat-lite mixture to which I added an equal amount of ordinary peat and some Perlite. I gave the bed a pre-plant drench of systemic fungicide before I set the plants out in June.

The Petiolares survived the summer in good condition with the aid of an overhead sprinkler. I also got them through last winter with full exposure — no need for the blanket. It only got down to 24 degrees Fahrenheit one night in the

We have been fortunate enough to obtain quite a few different species of primula seed collected in the wild and some of these have already germinated in our nursery, so there is a lot of new material to look forward to.

Ron Rollo, the Botanical Garden's nursery manager, has written about our way of growing primula seed. When the seedlings are lifted from the nursery beds and transplanted into the Garden they are planted within a couple of days and scarcely cease growing. Spring and fall planting have been equally successful. ❖

*Bodil Leamy's mouth-watering descriptions of the candelabra group of primulas should stir you on to ordering some seed from the seed exchange. These reliable primroses are easy to grow from seed, and a wide variety of species and cultivars is available on the seed list. Just be sure they receive lots of water at their roots in the summer. Thanks, Bodil, for the tour through the primroses growing at the University of British Columbia Botanical Garden.*

whole winter. With an early and late application of systemic fungicide they are still in good condition at the end of August. If we have a cold winter this year, I can try my foam blanket.

Maybe next spring I will have something positive to report. If it works, anyone anywhere willing to give their Petiolares the care they need should be able to grow them in any shady spot in their garden, protected from the winter wind by the foam blanket. ❖

*Readers of Primroses are fortunate to have the benefit of Herb Dickson's experience in growing the unusual and difficult Petiolares primroses. Herb grows these to perfection at his Chehalis Rare Plant Nursery.*

# Preparing the Garden for Winter

by Marie Skonberg

The fall is when I work on building up the soil in my gardens. I also need to protect my primulas from heaving which results when the ground freezes and thaws — and kills primroses. If there is a lot of snow in early winter this doesn't occur, but we have had warming temperatures in December followed by freezing with no snow cover. These are the conditions I try to prepare for. Unless they are protected, the primroses will definitely be weakened and may even die.

There are two mulches which I use around the primula plants: shredded alder leaves gathered from the roadsides and seaweed gathered from the beaches. I put this mulch between the plants in early October. The mulches add nutrition and help to stabilize the roots. Usually by November I put spruce boughs over the garden beds which by then will be frozen. These help protect the plants from cold drying winds.

The idea of using the mulches and spruce boughs is to keep the plants frozen until April when spring comes or until we get snow which is the best winter protection. Sometimes the snow doesn't stay and we end up with rain that thaws the earth. Then there is another freeze, which heaves the plants and causes them to die. I've found the mulches and cover of evergreen boughs can prevent this.

If, for some reason, I haven't gathered enough leaves and seaweed to cover all the garden beds, I put a blanket of Remy over the entire bed, using rocks around the edges to weigh it down. I've found that this thin fabric is an excellent winter cover, which also helps warm the soil in spring. The result is earlier primula blooms —



*In winter when the snow flies, primulas need some protection. Marie Skonberg tells us what she does in Alaska.*

sometimes two to three weeks earlier than in the beds covered with the leaf or seaweed mulch or the boughs.

I use an application of a liquid fertilizer, Morbloom 0-10-10, before I cover a bed with Remy because it is not getting the nourishment of the mulch. However, I've found that the garden beds to which the seaweed has been added do not have the hoards of slugs in the spring that the other beds do. I believe the salt from the seaweed kills the slugs and their eggs, resulting in a healthier garden. The primulas seem to survive the salt without any damage.

I prefer using the organic mulches but sometimes winter will creep up faster than I can gather them. Both the mulches and the Remy have their advantages but again, nothing is 100 percent as you can never predict if the winter will be a mild one or so cold that only the hardiest primulas survive. ❖

*Marie's notes on protecting primulas in winter will be of value to all primula growers where winter cold is the reality.*



# Primula Notes

by Don Keefe

## Growing Primula sieboldii from Seed

We had trouble growing *Primula sieboldii* from seed last year when we started it in our cool greenhouse in a cake tin covered with a plastic sheet. We decided to move the tin to the front porch, which is open to the weather. Despite the move, only about 10 percent of the seed germinated.

Skimming through Angela Bradford's Barnhaven Primroses catalog for 1992, I noticed her recipe for growing *Primula sieboldii* from seed. "Sow in late winter/early spring. Keep sowings outside. If they get caught in a frost, so much the better. Most will flower in twelve months but the true glory comes from the second year onwards." Needless to say, Angela's advice will be heeded this year.

## Primulas with Flaked Flowers

Gwen Baker wrote an interesting article that appeared in *Argus* 39, the 1992 year book of the National Auricula and Primula Society, Midland & West Section in England.

Gwen described the polyanthus flowers as "flaked as though someone had shaken a brush full of paint over them, all irregular stripes and dashes of a darker shade checkering the paler ground, right to the eye." Growers mentioned include Bypass, Kay Overton, Martin Sheader and Dr. Cecil Jones of Penlan, who has raised seed of this oddity.

## History of Barnhaven Primroses

I have read and skimmed through the APS quarterly bulletins many times lately searching for information as to how Barnhaven managed to transfer from the hands of Florence Bellis (then Levy) in Gresham, Oregon, to Jared and Sylvia Sinclair in Brigsteer, Kendal, Cumbria, England.

photo by R. Nokamura



Show varieties of *Primula sieboldii* in Rikon Nokamura's garden. Try your hand at raising garden varieties from the seed exchange following Don Keefe's advice.

The third and present owner of Barnhaven, Angela Bradford of Plouselambre, France, provided the answer in her 1991 and 1992 seed catalogs. As Angela said, "By the early 1960s and after 30 years of dedicated work, Florence's health began to suffer and she was advised to retire. She decided that the seeds should go back to England where they had originated. Jared and Sylvia Sinclair grew plants for the cut flower trade and had been Barnhaven customers for years. The Sinclairs never met Florence Bellis but they corresponded regularly and spoke often over the phone... The seeds arrived unsolicited and unexpected with the message 'Yours to keep or kill.'"

## Art for Newsletters, Posters, Bulletins

If you prepare newsletters, posters, bulletins for the American Primrose Society or other gardening groups, I suggest that you consider purchasing one of the inexpensive Dover Clip-Art Series books that contain copyright-free plant designs. These can be used to liven up your publications. The world-famous Dover

Clip-Art Library contains many examples of unusually beautiful floral art. If interested, contact your local librarian or art supply store for further information.

For those of you who also use a computer to prepare newsletters, the SoftKey Software Products Company has recently published an inexpensive software program called Key ClipMaster that contains a collection of over

500 stunning masterpieces of clip-art created from images contained in the Dover Clip-Art Series.

Many of the creations are floral art. You can obtain copies of this software from most leading computer software suppliers. The images are in a PCX file format and are made in an unusual manner using modified images that prevent "jaggies" and "fuzzies" when enlarged. ❖

## Board of Directors' Meeting

October 10, 1992

Present: Cy Happy, John Kerridge, Addaline Robinson, Herb Dickson, Don Howse, Etha Tate, Thelma Genheimer, Rosetta Jones, Allan Jones, Candy Strickland, Thea Oakley, Don Keefe and Barbara Flynn.

Cy Happy, president, brought the meeting to order at 11:00 a.m. The minutes of the last meeting were read and approved. Correspondence from Greg Becker and the Lunns was read.

### Treasurer's Report:

Addaline Robinson presented her report which showed a balance of \$7,310.50 including \$1,000 seed exchange income. It was proposed by Don Keefe and seconded by Thea Oakley that Greg Becker's outstanding bills be accepted. Motion passed.

### Northwest Flower and Garden Show

We will need a chairperson for this. Thea has a display which can be used. It was decided that Fenderson's book and others could be on display and orders taken at that time but not sold, as our display is educational and not commercial. Windmill Gardens will have about two hundred plants for the booth.

### Editor's report

John Kerridge reported that the fall quarterly will be late. It will be mailed at the end of November. Maedythe currently has material for 48 pages. It was proposed by Don Howse and seconded by Candy Strickland that a 48-page quarterly be produced. Candy pointed out that she would be unable to include seeds as the post office will not allow enclosures with the magazine. It would change its status.

The possibility of having either a color cover or inside color plates was discussed and will be looked into.

### Seed Exchange

Candy reported that a post office box costs \$49 per year. Seeds are coming in, but some will be in short supply.

### Other Business

It will cost \$2,500 to redo the Dictionary. There are still a few of the reprints at \$7.50 each.

### Nominating Committee

The nominating committee is Don Howse, Thea Oakley and Allan Jones.

### Judging Committee

Rosetta Jones accepted the vacant seat of Judging Chairperson.

### By-Laws

Don Howse passed out proposed amendments and changes to the current by-laws. These were reviewed and discussed. Don will rewrite the by-laws as suggested. They will be available for further review at the next meeting.

The meeting was adjourned at 2:30. The next board meeting will be at Mary McCrank's Restaurant at 10:30 on January 9, 1993.

Respectfully submitted, Barbara Flynn, Secretary ❖



# Primula Plant Sources

from Marie Skonberg

This list of nurseries, compiled by Marie Skonberg, provides reliable sources of primula and auricula plants. You may want to write the individual nurseries to find out just what they have.

## Nature's Garden

P.O. Box 574,  
Scio, OR 97374

## Colorado Alpines Inc.

P.O. Box 2708,  
Avon, CO 81620

## Mt. Tahoma Nursery

28111 112th Ave E.,  
Graham, WA 98338

## Lamb Nurseries

101 E. Sharp Ave.  
Spokane, WA 99202

## The Primrose Path

RD 2, Box 110,  
Scottdale, PA 15683

## Cricklewood Nursery

11907 Nevers Road  
Snohomish, WA 98290

## Bijou Alpines

26121 150th Ave E.,  
Graham, WA 98338

## Siskiyou Rare Plant Nursery

Dept 1, 2825 Cummings Road  
Medford, OR 97501

## Carroll Gardens

P.O. Box 310  
Westminster, MD 21157

## Daystar

Litchfield Hallowell Rd.,  
R. #2, Box 250,  
Litchfield, ME 04350

## Montrose Nursery

P.O. Box 957,  
Hillsborough, NC 27278

## Surrey Gardens

P.O. Box 145  
Rte 172  
Surrey, ME 04684

## 1993 SHOW DATES

Eastside Chapter, April 16 & 17,  
Totem Mall

Tacoma Chapter (National Show), April 3 & 4,  
Lakewood Mall

Washington State Chapter, April 9 & 10,  
South Center Pavilion

Oregon Chapter, April 10 & 11 (Note corrected date!),  
Milwaukie Community Club

Valley-Hi Chapter (Oregon), April 17 (Note corrected date!),  
Beaverton Mall

Vancouver Island Rock and Alpine Society, April 23 & 24,  
Victoria, B.C. Canada

Primroses on Display in Vancouver, Canada, April 24 & 25,  
Southlands Nursery

Alaska Primrose Show and Plant Sale, May 22, Juneau

# Good News, Bad News

by April Boettger

The bad news is, that after 40 years of growing primulas in the Pacific Northwest, Herb Dickson is selling out and moving to Lebanon, Missouri. His daughters, all registered nurses in Missouri, want him close by so they can look after him in his old age — if he ever gets old.

Herb, 83, has purchased 80 acres across the road from one of his daughters. Although Herb doesn't plan on going into the nursery business there, he hopes to continue growing primulas and producing auricula seeds on a much smaller scale. This will depend mainly on whether his plants can survive the long, hot Missouri summers.

The good news is that you will still be able to get Herb's lovely garden auriculas and seed along with other primulas from me — April Boettger. I have been Herb's employee for the past four years and I have developed a sincere love of primulas.

My husband, Fred, and I will be moving Herb's primula interest to our property in Vader, Washington, about 23 miles south of Herb's current nursery. We will be doing mail-order with some retail starting in the spring of 1994. At this time we plan to ship only within the United States and Canada.

One of our foremost goals is to continue Herb's work with the garden auriculas and, if possible, enhance their rainbow of colors. We hope to find a way to sort and describe the many shades of colors accurately to provide you with comprehensive choices in color.

With much hard work — begging, pleading and grovelling — I have managed to collect more than 100 named auriculas this past year with promises of more to come. I will be able to include a few of these in our first sales catalog. However, it will take a while for us to increase our stock enough to have extras for sale of everything.

This coming season my husband and I will be starting hundreds of primula seedlings — as many types as we can get seed for. *We would like to hear from you.* Let us know which primulas you would like to acquire. We will see what we can grow or find.

Give us bits of information, history or cultural tips on your favorite primulas. Let us get to know you, too. I am most anxious to get started and even more anxious about starting! Help us and help yourself.

Please write us:


A Plethora of Primroses  
April & Fred Boettger  
244 Westside Highway  
Vader, WA 98593

Herb has written: "After the 1993 nursery season I am turning over my primula stock and seed production to April Boettger. She has been a loyal and enthusiastic employee for four years. I wish her success and hope my customers and members of the American Primrose Society will support her efforts to grow primula as you have supported mine." ❖

*This is a big change for us in APS who have always had Herb and his auriculas and primulas there, ready for any show or display. We are all very lucky that April is going to maintain Herb's stock. She would really like to hear from you — drop her a post card with your "wish list" on it so she can plan ahead with her stock of primrose and auricula plants.*

*For example, she asks would you rather have plants in the two-inch pot size, or in the three-inch size, but more expensive? And would you be willing to pay more to have the plants sent in the pots?*





## From the Mailbox

Letters from our readers

October 1992

The Editor,  
We were fascinated with Sybil McCulloch's account of the "Cowichan" primrose in the summer edition of *Primroses*.

This primrose is one of our favorites and very popular in the UK. It never occurred to us that there could be the slightest possibility that primrose seed supplied by Thompson & Morgan before the second world war may have been one of the parents of this plant.

We are building up a background history of the company since its foundation in 1855 and I hope it will be possible for us at some time in the future to refer to this, with your permission.

Yours sincerely,  
K.M. Sangster  
Managing Director  
Thompson & Morgan  
Ipswich, Suffolk, England

October 1992

Hi, Editor,  
Fair weather is pretty much going by and winter weather is getting close here in the north. It has snowed two inches just north of us in the Yukon Territories, then cleared off and got cold in early September — before some of the leaves even had the opportunity to turn from green to their autumn golds and reds.

Here in northern Southeast Alaska, where we are influenced mostly by coastal rain-forest-type weather, it has just recently turned colder with sunny crisp, clear days. Temperature is down in

the 20s at night with northern lights reported between 1 and 2 am.

Walking out in the garden in midday, one can see there is a lot of frost heave in the rows. The ground has heaved up perhaps as much as two inches. Giving it some thought, one can see how primrose roots could not only be heaved but cut right off. In the growing beds, which are raised perhaps about six inches high, there isn't any noticeable frost heave. That is probably because the raised beds are better drained, whereas the lower walking paths accumulate more water, which then freezes and heaves.

Before the onset of cold weather, which will bring clouds and snow and wind and rain, several gardeners told me they were getting seaweed from the beaches to mulch their primroses. One gardener is planning to use evergreen boughs.

Master Gardeners and Cooperative Extension Services are having meetings to plan classes for winter and spring, and some of us gardeners interested in primroses are planning to have get-togethers with an APS slide show after the Christmas holidays.

Dr. and Mrs. Eichman here tell me they discovered some *Primula bullesiana* plants for sale at the local supermarket last spring. They weren't selling probably because most people didn't realize what they were. So the Eichman's bought the whole works at an attractive price. I'm looking forward to trading with Dr. Eichman next spring to get some of those plants, thinking up what devious trades I could to tempt him into parting with some of the plants.

Best regards,  
John A. O'Brien, Sr.  
Juneau, Alaska

*continued on page 20*

## Notes from the Editor

### Contact with Botanical Gardens

APS has recently established contact with some botanical gardens interested in primulas, most recently the one in Jerusalem. The letter is in the Mailbox column.

We also exchange bulletins with the National Botanic Garden Glasnevin, Dublin, and the Berlin Botanischen Garten in Germany. A book review in the *Glasra* bulletin speaks in glowing terms of a new flora of Ireland, *A Prospect of Irish Flowers* by Wendy Walsh and Charles Nelson. All of the depictions of flowers are botanical paintings by Ms. Walsh which sound artistically appealing as well as scrupulously accurate. No reproductions and no mention of primroses. I wonder if any were included?

If any members are interested in learning more about the holdings in these botanic gardens or in obtaining information from them, contact the editor for mailing addresses.

### Primroses and Auriculas in the U.K.

The yearbooks from the National Auricula and Primula Society have started to appear. *Argus* from the Midland and West Section, National Auricula and Primula Society and the *Year Book* from the Southern Section. Both are full of interesting stories, cultural direction and list of prize-winning plants that we can only long for.

Allan Hawkes in his auricula seed-sowing article (NAPS, SS) tells about the seed pod that refused to turn brown. When it was carefully cut open in early winter it was found to contain seeds that had germinated and had tiny green shoots. Another article later on defines leaf shape in primulas, starting from a reference in Kris Fenderson's book *A Synoptic Guide to the Genus Primula*. There are all those difficult terms defined: imbricate, crenate, reticulate, with drawings to illustrate. And there are drawing as well.

Gwen Baker, in her article "Cabbages and Kings, 91" (NAPS, M&WS) says in her correspondence with Angela Bradford of Barnhaven she has learned that Angela, too, tears the petals of a flower to be pollinated "down and out" to reveal the pin. Gwen visited Bypass Nurseries this year to observe their technique: pollen on a paint brush — enough on one brushful to do five pips. They use only pin flowers as parents and so have no need to remove the petals. You will remember John Kerridge's article in the Fall 1992 issue of *Primroses* on pollinating primroses. He rips the petals too.

Gwen also mentions flaked flowers on primroses, where it looks like paint was splashed over the flowers. Don Keefe is interested in these too. Does anyone in the Pacific Northwest have any?

Gwen's final comment is about growing double primroses as bedding plants. Mrs. Emmerson wrote an article in 1961 telling of this practice, and Gwen suggests that the result of this practice — fresh soil twice in the year, once in the fall when they are set out and once again when they are placed at the edge of the vegetable bed to grow over the summer — gave a boost to the plants. Doubles also need lots of shade in the summer and sun in the winter. Maybe these tips are key — I can never get double primroses to last to the second season.

### ARGS Primula News

Josef Halda has an article in the Summer issue of the *Bulletin* of the American Rock Garden Society: "Ten Primulaceae of the Pamir." One primula is featured: *Primula flexuosa* from the eastern Himalaya. The Pamir is the third highest mountain system in the world. This primula was found at stream edges or other cool habitats, usually where conditions were humid. Though an exotic species to us, Josef Halda comments that "in the garden it is a very tolerant plant." Here's a challenge for species growers.



*Notes from the Editor continued***News from Other Bulletins**

The Alpine Garden Club of B.C. bulletin contains results of the pot shows at each meeting. Thea Foster, former editor, won some prizes for auriculas at the June show, as well as APS members John Kerridge and Renee Oakley. Nice to know Thea Foster is getting out to the meetings again.

Bodil Leamy has an article on *Primula mollis* in the June issue. This primula, a member of the *Cortusoides* section, has soft-grey green leaves, according to Bodil, and raspberry-pink flowers. The plant effect in the garden is "charming" and as the plant sets abundant seeds, there may be some plants available for sale at the UBC Botanical Garden plant sale this spring.

*Primula angustifolia* is captured in an exquisite full-page color photo by Phil Phillips while on expedition in the Rocky Mountain in Colorado. Apparently the plant can be seen with some reliability on treks to the Rockies, but flowers depend on the seasons. The report of the expedition, along with many other articles and mouth-watering photographs, is found in the June 1992 issue of the **Quarterly Bulletin** of the Alpine Garden Society from the UK.

*Primula allionii* is featured in an article in this bulletin in the September 1992 issue. You will remember the admirable range of hybrids of this European saxatile primula created by Ken Wooster and described by Margaret Earle in what is now the standard article on these splendid primulas in the AGS bulletin in 1985. Further varieties by Ken Wooster, as well as "comments on the multitude of named varieties now circulating" are described by the author, Dr. A. J. Marcham.

**The Berry Botanic Garden and Primroses**

The Winter 1992 issue (Vol.5, No.1) of the Berry Garden newsletter is full of articles on primulas. The first and most extensive is "Learning from Primroses" by Sylvia (Tass) Kelso, one of the keynote speakers at the recent

symposium "Primula Worldwide."

Talking about her own work in the reproductive biology of the genus *Primula*, she encourages all of us "blessed with the climate, patience and skills to grow members of the Primulaceae" to contribute to the knowledge of biology. "Let your garden be your laboratory." Observations of primula plant habits in different settings can lead to other questions and add to the knowledge of the genus.

Information on "Rae Berry's Primula Collection" and the Garden's Reference Collection of American Primula species are also found in this issue. For more information you may want to write the director:

Linda McMahan, Director  
The Berry Botanic Garden  
11505 SW Summerville Ave.  
Portland, OR 97219

**Books on Primula**

Flora & Fauna Books sent their Winter 1992/93 list of horticulture titles which includes Halda's new book **The Genus Primula** along with lots of other fascinating gardening titles. Write to them for a list: Flora & Fauna Books  
121 First Avenue S.  
Seattle, WA 98104

**North American Plant Preservation Update**

Had an enthusiastic phone call from Barry Glick, Executive Director of the NAPP Council and owner of Sunshine Farms and Gardens in Renick, West Virginia. He was interested in getting in touch with Dr. Frank Taylor in England who has been micro-propagating show auriculas as noted in "Notes" in the Summer 1992 issue. Gave him the information — interested to hear what came of the connection.

Meantime, APS is collecting a list of Juliana primroses still in cultivation in the area with a view to creating a national collection of these varieties here at the west coast. If you want more information on the North American Plant Preservation Council, contact Barry: NAPP Council, Rt 5, Renick WV 24966.

*Ann Siepman, past-president, and Susan Watson, who edited the APS pictorial dictionary, here examine a green-edged show auricula, no doubt considering it for the trophy on the table! These unusual flowers have fascinated growers for many decades.*

**Auriculas on Cushions**

Did you catch the October issue of **House Beautiful** with auricula paintings on the cover? The paintings are reproduced on plates and cushions as well as in prints. The article is about Barrie McIntyre, "decorating fanatic," Kent, England, whose favorite flower is the auricula.

There are the cushions by Colefax and Fowler with reproductions of the paintings by George Oakes. These same luxury items were mentioned last year in "Notes" after a friend saw them on display in London. What I want to know is where Barrie got the "long tom" pots in which he grows his personal collection of auriculas.

**More Shopping News**

Guess who is selling prints of auriculas painted by Luca Palermo — the Bombay Company! The prints have been featured in their catalogs throughout the fall and winter. Very handsome they are, in black japanned frames. Imagine, auriculas have caught on in the decorative world!

**Catalogs Received**

Along with the Barnhaven catalog received this fall, and warmly welcomed by all APS members as a source, once again, of Barnhaven seed, APS has received the catalog of Field House Alpines.

Member and Seattle Chapter President June Skidmore is the North American representative for this nursery, which sells a variety of primula and alpine plant seed.

Field House Alpines nursery is run by Valerie Wooley, APS member, and partner Doug Lockhead in Gotham, England. Seattle Chapter members have been treated to June's slides of her last visit to England and the nursery.

June also has a contact for postcards of auricula paintings by artist Elizabeth Norman, who lives near Nottingham, England. They are available at 75 cents each from June. Write to her for more details: Field House Alpines, June Skidmore, 6730 West Mercer Way, Mercer Island, WA 98040.

The most recent catalog was from Plant World Seeds, also from the UK. You'll find an ad for Ray Brown's seed in this issue. He has over 30 listings for primula in his catalog: candelabras, species and the wild Devon cowslip. The true oxlip is also there along with the wild Devon primrose. Write for more information: Plant World Botanic Gardens, St. Marychurch Road, Newton Abbot, Devon TQ12 4SE. ❖



## From the Mailbox

continued from page 16

Post card from Olympos, Greece  
September 1992

Dear Editor,  
We are in Turkey to October 15 and I will be in Colorado from October 26. I will connect with you after I return from my collecting trips and hope to do something for your bulletin.

Josef Halda

November 1992

Dear Editor,  
Our botanical garden is interested in primula because it comprises an important element in the temperate floras of many parts of the world. We even had for some time under cultivation at the garden the one species which is native to the Sinai Peninsula, *Primula boveana*. However, it is now no longer available here and the species which we are now cultivating are all plants that originate abroad. They cover a wide range of species and I will try to send you, in the near future, a comprehensive list of what we have and how the plants fare with us.

In the development of the garden we are guided by the plant community in which the [primrose] plants occur, and it is with companion plants from their wild habitats that we try to establish the [primrose] plants. So far, we have been quite successful and, following a slow start in an acid horticultural medium based on peat, we cultivate the [primrose] plants in our normal rather heavy alkaline terra rossa soil. Usually we give them a semi-shady corner in the garden because the light intensities and the low air humidity during many months of the year would put them under stress that is really not necessary.

I hope this information will be of interest to you.

Yours very sincerely,  
Dr. Michael Avishai, Director  
The Jerusalem and University Botanical Garden  
Jerusalem, Israel

November 1992  
Dear Dr. Kerridge

...Living in France is great. We came for very prosaic reasons — land is cheaper here than in Britain — but we've always loved the country and fell in love with Brittany many years ago on holiday.

The climate is perfect for primulas — they grow wild in the woods and on the field margins. In fact, it is difficult to convince people I'm serious when they hear I grow them for a living. Why would anyone want to cultivate a wayside weed? From this you may deduce that primulas are not much grown here except as forced pot plants for spring color. The French seem to prefer the acaulis types and the more garish they are, the better! I am about to launch a one-woman campaign to get them to change their minds.

...It was interesting to hear about the original "Cowichan". [Dr. Kerridge spotted a "Cowichan" type plant growing in a garden on Vancouver Island and the owner gave him a piece. This is probably the variety that has been grown in the area since the 1930s.] If you could spare it, I would very much like to see a photograph to compare it with the modern ones.

I read the suggestion in *Primroses* about changing the name of the modern hybrids and put the point to the National Auricula and Primula Society [in England] when I spoke to them last September. The consensus seemed to be that it would be better to keep the names as they are. Most have been called "Cowichans" for so long that I think it would be confusing to change it, especially as chances of getting a piece of the original are so remote....

Yours sincerely,  
Angela Bradford ❖

# Green-Edged Auriculas

by Cy Happy

## Pollinating Show Auriculas

What are the origins of "N" and "RDG," two green edged auriculas that are exhibited at Pacific Northwest shows? The editor called me away from a satisfying morning of gardening to respond to this question.

These are show auriculas I raised in the 1960s. The pollen parent of each was green-edged "Peter Klein," which won the Bamford trophy in 1957 and was the result of Mr. Klein's crossing a plant from Douglas seed with a plant from Haysom seed.

Edged auriculas, unlike most flowers, ripen their pollen just before or as the flower starts to open. The pistil is receptive as the flower starts to open and for the next day or two.

A fully-opened flower may look lush, but it is long past being fertile. This results in a grower's having to tear apart most of the potential show flowers in order to get pollen and do the pollinating. This I did and the following crosses were made in the 1960s.


## Auricula "N"

The plant labelled "N" was green-edged "Copythorn" crossed with "Peter Klein." The seedlings, in order of germination, went from A through to N. Most of them germinated the first year. However, "N" was the last to germinate — not until the second year — and the smallest seedling. The cross produced mostly green-edged plants, but most of them lacked refinement.

## Auricula "RDG"

"RDG" came from a green-edge "Sloden" cross again using "Peter Klein." The resulting seedlings produced fewer but better greens — along with many bad dark selfs. There were at least two very fine plants, but the survivor is "RDG."

Photo by Cy Happy



Green-edged auricula "RDG" hybridized by Cyrus Happy.

Seedling vigor in some plants seems to be a fleeting thing and the plants are soon lost. Then there are the overly vigorous seedlings with big coarse flowers. These often calm down in a few years and turn into valuable plants. However, "RDG" has remained the same for over 20 years.

## Advice on Crossing Edged Auriculas

If you have managed to collect edged auriculas and have mastered the technique of getting them to set seed, there is another rule to remember. At least one of the parents should have a narrow band of black body color. Parents with a wide band of body color will produce mostly ugly black selfs.

The "Peter Klein" plant has a narrow but not displeasing body color. So does "Serenity," which was raised by the late Jack Ballard of

continued on page 22



## Book Review

by Elizabeth England

*Show Auriculas* by Peter Ward  
National Auricula and Primula Society  
Midland and West Section, Society Guides No. 1  
35 pages

How can any one look at show auriculas and not want to grow some? However, to progress to growing these very special plants from growing general garden auriculas is not all that easy. This booklet helps; it defines show auriculas and gives good cultural advice. Some of this advice, however, seems iconoclastic to me. I haven't enough experience to know whether his propagating advice — radical pruning of the crown to encourage more offsets — works.

Much of the information is geared to Britain. The right time to do things are not timed by the calendar but in relation to the Midland show, leaving North Americans mystified. All the fertilizers mentioned are British and many of his suggested potting ingredients are as well. Only Phostrogen is easily available over here and instead of being cheap, is quite a luxury item.

Mr. Ward's advice on showing, for me with no experience, could just as easily be written in

### Green-Edged Auriculas

continued from page 21

Droitwich, England. Both are excellent parent plants and both are a bright lettuce green.

This reminds me of a rule followed by old growers of a century ago: "The best seedlings come from crossing your second best plants." This applies to gold-laced polyanthus, too. Perfect lacing crossed with perfect lacing yields an abundance of coarse heavy lacing.

The old growers had another rule, pooh-pooed by modern educated breeders: "Color comes from the pollen parent; form comes from the seed parent."

Russian. (I may be ready for it in a few years.) The best section for an average North American, at least one from the Pacific coast, is the advice on year-round care. This is something I have had difficulty in finding in other books. Too much is written with the greenhouse in mind, and here the author does help someone gardening without specialist resources.

All in all, it isn't a pamphlet I would run out and order or recommend to my show-auricula-besotted friends. It is rather discouraging for a beginner to hear of so many difficulties and absolutes. I would think that his spraying schedule is really out of line with today's environmental concerns. There is the lament for outlawed insecticides and covert suggestions to overcome this. He also says that the only way to grow show auriculas is in clay 3 to 3 1/2 inch "long tom" pots. These are difficult to find in England and expensive when you do. Here in North America they are only a dream.

I will persevere in growing these glorious plants, having picked up quite a bit of information from this pamphlet, but following less fanatical and more general gardening ways. ❖

The green-edged "Peter Klein" should go to the tissue culture propagators. It is getting very scarce. Herb Dickson has a few plants. I have "Serenity" and so does April Boettger now. In fact, check in with April — she's making a collection of named auriculas and has made a good start. ❖

*Cy Happy, president, has been growing edged auriculas for forty years and has had success in hybridizing them — something not many of us in North America can say.*

## Sakurasoh Inventory

Members of the Matsumoto Sakurasoh and Primula Club in Japan who attended the symposium "Primula Worldwide" kindly made available approximately 100 named Japanese show and border primulas. APS members were able to purchase one each at the plant sale during the symposium. It was agreed the list would be published in the APS quarterly for the information of all those interested in the plants.

Here is the list of plants that were made available. Of the named show primroses, only eight have been found in the book *Primula Sieboldii* by E. Morren donated to APS by Mr. Torii on behalf of his Sakurasoh society. There is always difficulty with the phonetized English names, so the matches may not be accurate. Obviously more work needs to be done on identification.

No information has been received on the border varieties. It is believed they are numbered seedlings. The name "Ukima" is a generic one, I believe, referring to a variety of the wild *seiboldii*. Again, more information is sought.

However, this first printing of the list of those who purchased plants and the names of the plants will serve as a reference. Those of you who are keen to have more are now able to write to those with whom you'd like to exchange divisions of plants.

Descriptions of the plants may be printed in **Primroses** in the future if more information is obtained. Any suggestions for future development of this inventory are welcomed.

A special thanks goes to Andrew Faulker, data base analyst in Vancouver, B.C., who set up the current sakurasoh inventory. Many different sorts of the names and growers are available. Want to know who has a white, nodding *seiboldii* in Oregon? You have only to ask! For more details write the editor.



Japanese show primulas, Sakurasoh, on display in Rikou Nakamura's garden, Tokyo, Japan. Mr. Nakamura, a member of the Sakurasoh Society in Japan attended the "Primula Worldwide" symposium in Beaverton, OR in April 1992.

There were some names on the handwritten list of plant purchasers that I could not find on the conference registrants list. If you would like to be included on record or want future information, please send your addresses.

### PLANT NAMES

Gyokkohbai (verified)  
Hagi no uwakaze (verified)  
Hana daishoh  
Jassku nosora  
Kokoroiki  
Mejirodai/Mezirodai (verified)  
Nisato  
Setugekka (verified)  
Shiunnya/Siunryu? (verified)  
Takane no yuki (verified)  
Toh'en Shinkiroh  
Totirimen (verified)  
Toyohatagumo  
Ukima  
Yuki no hada (verified)  
Border 137



Border 2-376 David Palmer  
 Border 2-37X Sandy Seres  
 Border 2-4F Marlene Smith  
 Border 20-45 John Thomson  
 Border 237-B Elaine Whitehead  
 Border 24-F Setugekka  
 Border 28-57 E. Smith  
 Border 2B-045 Shiunnya  
 Border 3-14B Carla Lankow  
 Border 3-17H Takare no yuki  
 Border 3-51A Ray & Sandra Laidendorf  
 Border 38-153 Toh'en Shinkiroh  
 Border 3B-153 Norbert Markert  
 Border 4-36A Totirimen  
 Border 6-132 Bart Arenson  
 Border 6-13A Toyohatagumo  
 Border 6-25A Mary Kordes  
 Border A-9 Ukima  
 Border P-48 Myrna Dowsett  
 Border, 2-376 Fred Graff  
 Border, 28-57 Jim Hershner  
 Border, 3-17H Keith Howe  
 Kay Huffman  
 Don & Mary Keefe  
 Dick Kordes  
 Larry Korn  
 Bodil Leamy  
 Irma Markert  
 Maedythe Martin  
 Mary Jo McCassey  
 Ruth McGrail  
 Lew Micklesen  
 Melvin Monson  
 Claire Muller  
 Barbara Murray  
 Ernie O'Byrne  
 Harriet Panberger  
 Karen Schellinger  
 Yaki no hada  
 Ilse Burch  
 Don & Mary Keefe  
 Border  
 Ida Dolphin  
 Tony Dolphin  
 Lynne Ewing  
 Verna Pearson  
 Olive Thomson  
 Border 137  
 Beverly Peacock  
 Border 2-376  
 Robert Brotherson  
 Border 2-37X  
 Elizabeth England  
 Sybil McCulloch  
 Dot Plyler

## HOW TO USE THE INVENTORY

Look up the name of the plant about which you are interested in Section 1. Note the growers who have it. Find the growers' addresses in Section 2 and address any inquiries to them directly. Send corrections to the editor.

## SECTION 1: LIST OF PLANTS WITH GROWERS

Gyokkohbai  
 Ray & Sandra Laidendorf  
 Hagi no uwakaze  
 Diane Whitehead  
 Hana daishoh  
 Donald Howe  
 Jassku nosora  
 Dave Whitehead  
 Kokoroiki  
 Elise Felton  
 Mejirodai  
 Barbara Flynn  
 Donna Freeman  
 Nisato  
 Jean Hausermann  
 Penney Hubbard  
 George Lankow

Border 2-4F  
 Dorothy Springer  
 Border 20-45  
 Ray & Sandra Laidendorf  
 Border 237-B  
 Candy Strickland  
 Border 24-F  
 Joan Knapp  
 Border 28-57  
 Carla Lankow  
 Rozann Brittain  
 Border 2B-45  
 Georgie Burt  
 Jane Micklesen  
 Mildred Monson  
 Border 3-14B  
 Ruth Anderson  
 Harry Huffman  
 Border 3-17H  
 Michael Ewing  
 Phoebe Staples  
 Border 3-51A  
 Joanna Hubbard  
 Border 38-153  
 Jude Gregg  
 Border 3B-153  
 Molly Grothaus  
 Border 4-36A  
 Glenn Loy  
 Border 6-132  
 Dot Dunstan  
 Border 6-13A  
 Ann Boyd  
 Marietta O'Byrne  
 Border 6-25A  
 Ruby French  
 Evelyn Hess  
 Francis Mason  
 Bill Meztlaff  
 Border A-9  
 Fred Knapp  
 Border P-48  
 Eunice Forinash  
 Border, 2-376  
 Esther Chernikoff  
 Border, 28-57  
 Rozann Brittain  
 Border, 3-17H  
 Marie Skonberg

## SECTION 2: GROWERS LIST

Anderson, Ruth  
 5771 Eagle Harbour Rd.  
 West Vancouver, B.C.  
 V7W 1P7 CANADA  
 NON-MEMBER

Arenson, Bart  
 4522 NE 54th St.  
 Seattle, WA  
 98105 USA  
 MEMBER  
 Boyd, Ann  
 7010 NE Dolphin Dr.  
 Bainbridge Island, WA  
 98110 USA  
 MEMBER  
 Brittain, Rozann  
 85281 Ridgeway Rd.  
 Pleasant Hill, OR  
 97455 USA  
 NON-MEMBER  
 Brotherson, Robert  
 Box 179  
 Revere, PA  
 18953 USA  
 NON-MEMBER  
 Burch, Ilse C.  
 21601 SE 24th St  
 Issaquah, WA  
 98027 USA  
 NON-MEMBER  
 Burt, Georgie M., Dr.  
 1201 14th Ave N  
 Fargo, ND  
 58102 USA  
 MEMBER  
 Chemikoff, Esther  
 Box 9 Ouzinkie, AK  
 99644 USA  
 MEMBER  
 Dolphin, Ida & Tony  
 N 5704 Greenwood Blvd  
 Spokane, WA  
 99205 USA  
 MEMBER  
 Dowsett, Myma  
 3045 SW 66th Ct  
 Portland, OR  
 97225 USA  
 NON-MEMBER  
 Dunstan, Dot  
 5105 NW 137th  
 Portland, OR  
 97229 USA  
 MEMBER  
 England, Elizabeth  
 567 Monterey Ave  
 Victoria, B.C.  
 V8S 4T8 CANADA  
 NON-MEMBER

Ewing, Lynne & Michael  
 1025 Monterey Ave  
 Victoria, BC  
 V8S 4V4 CANADA  
 NON-MEMBER  
 Felton, Elise  
 Rte 102A, Box 729  
 Southwest Harbor, ME  
 04679-0729 USA  
 MEMBER  
 Flynn, Barbara E.  
 1332 232nd Place NE  
 Redmond, WA  
 98053 USA  
 MEMBER  
 Forinash, Eunice  
 P.O. Box 1533  
 Newport, OR  
 97365 USA  
 NON-MEMBER  
 Freeman, Donna  
 18958 SW Kristi Way  
 Lake Oswego, OR  
 97035 USA  
 NON-MEMBER  
 French, Ruby  
 742 - 214 Ave SE  
 Redmond, WA  
 98053 USA  
 MEMBER  
 Graff, Fred  
 1021 Summit Ave East  
 Seattle, WA  
 98102 USA  
 MEMBER  
 Gregg, Jude  
 6917 Cresthill Dr.  
 Knoxville, TN  
 37919 USA  
 NON-MEMBER  
 Grothaus, Molly  
 12373 SW Boones Ferry Rd  
 Lake Oswego, OR  
 97035 USA  
 NON-MEMBER  
 Hausermann, Jean  
 20265 - 82nd Ave  
 RR 11  
 Langley, B.C.  
 V3A 6Y3 CANADA  
 MEMBER  
 Hershner, Jim L.  
 690 Fair Oaks Dr  
 Eugene, OR  
 97401 USA  
 MEMBER

Hess, Evelyn Searle  
 PO Box 5464  
 Eugene, OR  
 97405 USA  
 NON-MEMBER  
 Howe, Donald  
 2007 Federal Ave E  
 Seattle, WA  
 98102 USA  
 NON-MEMBER  
 Howe, Keith  
 2007 Federal Ave E  
 Seattle, WA  
 98102-4151 USA  
 NON-MEMBER  
 Hubbard, Joanna  
 683 Moorland Dr  
 East Lansing, MI  
 48823 USA  
 MEMBER  
 Hubbard, Penney  
 11500 Center Rd  
 Quilcene, WA  
 98376 MEMBER  
 Huffman, Harry & Kay  
 5710 Spruce St  
 Burnaby, B.C.  
 V5G 1Y9 CANADA  
 NON-MEMBER  
 Keefe, Don & Mary  
 22604 NE 20th Place  
 Redmond, WA  
 98053-4001 USA  
 MEMBER  
 Knapp, Fred & Joann  
 58 Kaintuck Lane  
 Locust Valley, NY  
 11560 USA  
 MEMBER  
 Kordes, Dick & Mary  
 P.O. Box 403  
 Ahmeek, MI  
 49901 USA  
 MEMBER  
 Korn, Lawrence & Ruth  
 3606 Robin View Dr  
 West Linn, OR  
 97068 USA  
 MEMBER  
 Ladendorf, Sandra & Ray  
 123 High Hickory  
 Chapel Hill, NC  
 27516 USA  
 MEMBER



Lankow, Carla & George  
725 20th Ave W  
Kirkland, WA  
98033 USA  
NON-MEMBER

Leamy, Bodil, Mrs.  
106 - 8840 No.1 Road  
Richmond, BC  
V7C 4C1 CANADA  
MEMBER

Loy, Glenn  
817 Zola Ln.  
Knoxville, TN  
37922 USA  
NON-MEMBER

Markert, Irma & Norbert  
102 Proctor Ave  
Ogdensburg, NY  
13669 USA  
MEMBER

Martin, Maedythe  
951 Joan Crescent  
Victoria, B.C.  
V8S 3L3 CANADA  
MEMBER

Mason, Francis  
46 Morton St  
New York, NY  
10014 USA  
NON-MEMBER

McCassey, Mary Jo  
PO Box 6702  
Bellvue, WA  
98008 USA  
MEMBER

McCulloch, Sybil  
5021 Prospect Lake Rd  
R.R.7  
Victoria, BC  
V8X 3X3 CANADA  
MEMBER

McGrail, Ruth Ann  
PO Box 219  
Great Falls, VA  
22066 USA  
MEMBER

Meztlaff, Bill  
56 Silverview Way NW  
Calgary, Alta  
T3B 3J8 CANADA  
MEMBER

Micklesen, Jane & Lew  
16730 45 Ave NE  
Seattle, WA  
98155 USA  
MEMBER

Monson, Melvin & Mildred  
NON-MEMBER

Muller, Claire  
2001 Ridley Creek Rd  
Media, PA  
19063 USA  
MEMBER

Murray, Barbara Davis  
NON-MEMBER

O'Byrne, Ernie & Marietta  
86813 Central Rd  
Eugene, OR  
97402 USA  
MEMBER

Palmer, David & Jan  
18741 Nixon Ave  
West Linn, OR  
97068 USA  
NON-MEMBER

Panberger, Harriet  
NON-MEMBER

Peacock, Beverly  
NON-MEMBER

Pearson, Verma S.  
10918 325th Ave SE  
Issaquah, WA  
98027 USA  
NON-MEMBER

Plyler, Dot  
18 Bridle Path  
Chadds Ford, PA  
19317 USA  
NON-MEMBER

Schellinger, Karen  
31335 Kalla Lake Rd (2)  
Avon, MN  
56310 USA  
MEMBER

Seres, Sandy  
2622 SW Mitchell Court  
Portland, OR  
97201 USA  
NON-MEMBER

Skonberg, Marie  
P.O. Box 70  
Ouzinkie, AK  
99644 USA  
MEMBER

Smith, E. White & Marlene  
4317 N 18th St  
Tacoma, WA  
98406-4307 USA  
MEMBER

Springer, Dorothy  
7213 South 15th

Tacoma, WA  
98465 USA  
MEMBER

Staples, Phoebe D.  
3210 Agate St.  
Eugene, OR  
97405 USA  
NON-MEMBER

Strickland, Candy  
8518 28th Ave. E  
Tacoma, WA  
98445 USA  
MEMBER

Thomson, Olive & John  
9349 Malone Road  
Mt. Horeb, WI  
53572 USA  
MEMBER

Whitehead, Diane  
5088 Clutesi St.  
Victoria, B.C.  
V8Y 1X4 CANADA  
NON-MEMBER

Whitehead, Elaine & Dave  
4061 Jason Place  
Victoria, B.C.  
V8N 4T5 CANADA  
NON-MEMBER

U.S. Filing Status		
STATEMENT OF OWNERSHIP, MANAGEMENT AND CIRCULATION		
For the year ending 12/31/93		
1. Title of Publication <b>PRIMROSES</b>	2. Issue Frequency <b>QUARTERLY</b>	3. Issue Date <b>2/1/93</b>
4. Issue Period <b>4</b>	5. Annual Subscription Price <b>\$15.00</b>	
6. Complete Mailing Address of Known Office of Publication (Street, City, County, and State or Foreign Country, Zip Code, and Post Office Box Number, if any)		
9905 S.W. Spring Crest Dr., Portland, OR 97222		
7. Complete Mailing Address of the Headquarters or General Business Office of the Publisher (Not print)		
11617 GRAVELLY LAKE DR., S.W. TACOMA, WA 98499		
8. Full Names and Complete Mailing Addresses of Publisher, Editor, and Managing Editor (Do not omit any)		
Publisher (Name and Complete Mailing Address) AMERICAN PRIMROSE, PRIMULA AND AURICULA SOCIETY 9905 S.W. Spring Crest Dr., Portland, OR 97222		
Editor (Name and Complete Mailing Address) MAEDYTHE MARTIN, 11617 Gravelly Lake Dr., S.W. Tacoma, WA 98499		
Managing Editor (Name and Complete Mailing Address) -		
9. Owner (If owned by a corporation, its name and address, together with the names and addresses of all stockholders owning or holding 1 percent or more of total amount of stock. If not owned by a corporation, the names and addresses of the individual owners must be given. If owned by a partnership or other unincorporated firm, its name and address, together with the names and addresses of all individual owners must be given. If the publication is published by a foreign corporation, its name and address must be stated. (Do not omit any))		
Full Name Complete Mailing Address AMERICAN PRIMROSE, PRIMULA AND AURICULA SOCIETY 9905 S.W. Spring Crest Dr., Portland, OR 97222		
10. Known Bondholders, Mortgagees, and Other Security Holders Owning or Holding 1 Percent or More of Total Amount of Bonds, Mortgages or Other Securities. If none, so state.		
None		
11. For completion by nonprofit organizations authorized to mail at special rates (PSN Section 4013) and for purposes of this section, the name and complete status of the organization and the exempt status for Federal income tax purposes (Check one)		
<input type="checkbox"/> Has Not Changed During Preceding 12 Months <input type="checkbox"/> Has Changed During Preceding 12 Months         (If changed, publisher must submit explanation of change with this statement)		
12. Extent and Nature of Circulation (Do not include on-line editions)		
A. Total No. Copies (Net Press Run)	830	850
B. Paid and Unpaid Subscriptions (Do not include on-line editions)	0	0
C. Total Paid and Unpaid Subscriptions (Do not include on-line editions)	0	0
D. Total Distribution (Sum of C and D)	0	0
E. Copies Not Distributed (1. Office use, left-hand, unaccounted, spoiled after printing; 2. Return from News Agents)	830	850
13. I certify that the statements made by me above are correct and complete.		
Signature and Title of Editor, Publisher, Business Manager or Owner <i>Maedythe Martin</i>		

# 1993 Seed Exchange

American Primrose, Primula and Auricula Society

The APS seed exchange is open to all members in good standing.

Seed prices are 40 cents (U.S.) per packet, with a minimum order of \$4.00 (U.S.) for 10 packets. Make all remittances payable to American Primrose Society Seed Exchange by personal check, money order or bank draft.

Personal checks from foreign members will be accepted in currencies of the following countries: Australia, Belgium, Canada, Denmark, Holland, Federal Republic of Germany, Great Britain and Northern Ireland, Japan (Roman Alphabet and Arabic numerals, please) New Zealand, Norway, Sweden, and Switzerland. Please insure that foreign checks are made out to cover the U.S. dollar amount plus 5%.

Mail all orders to Candy Strickland, A.P.S. Seed Exchange, 8518 - 28th Avenue East, Tacoma, Washington 98445.

The seed is listed first by Primula Section and then the species name. G.K. Fenderson's book "A Synoptic Guide to the Genus Primula" was used for classification and spelling. I chose to list under both the Fenderson listing and the Pictorial Dictionary listing for the benefit of those not having Mr. Fenderson's book.

Abbreviations and symbols used in the seed listing are as follows:

HP = hand pollinated

OP = open pollinated

I = open pollinated in isolation

coll = collected in wild

ssp = subspecies

var = variety

(15) = number of seed per packet

[D1] or [-] = either the person donating the seed or in [-] indicates several donors.

B.G. = botanical gardens

The number of seed in each packet varies according to the quantity of seed available. The director reserves the right to limit the number of packets of the scarcer seed to each order. In case you do not list substitutes, the director will substitute with like seed whenever possible.

Orders will be processed in the order they are received with the donor orders being processed first.

Contributions to the seed exchange are welcome until Oct. 31, 1993 at which time the seed list will be compiled for 1994. Orders for seed this year will be filled until May 15, 1993.

All contributions of seed should be made to:

American Primrose Seed Exchange

P.O. Box 112157

Tacoma, Washington 98411-2157



**SECTION ALEURITIA (Farinosae)**

- 1 algida [D4] [C11] (10)  
 2 baldschuanica [C11] (10)  
 3 darialica [BG] (10)  
 4 darialica [-] (10)  
 5 farinosa [D1] [C32] (10)  
 6 frondosa [BG] (10)  
 7 frondosa [-] (10)  
 8 halleri [C3] (10)  
 9 halleri [BG] (10)  
 10 inayatii [C18] (5)  
 11 incana  
   found in Burke Co. N.D. 1992[C8] (10)  
 12 laurentiana [C3] (10)  
 13 laurentiana [BG] (10)  
 14 longiflora (halleri) [D8] (10)  
 15 mistassinica [C19] (10)  
 16 modesta ssp leucantha [C30] (10)  
 17 modesta coll Japanese Alps [C12] (10)  
 18 scandinavaca [C3] (10)  
 19 scandinavaca [-] (10)  
 20 scotica [-] (10)  
 21 specuicola [D13] (10)  
 22 stricta [C32] (10)  
 23 stricta [BG] (10)

**SECTION AMERINA**

- 24 involucrata [C32] (10)

**SECTION AURICULA**

- 25 auricula OP [-] (10)  
 26 auricula [C32] (10)  
 27 auricula yellow strain [D7] (10)  
 28 auricula ssp bauhinii [C26] (10)  
 29 clusiana [C11] (10)  
 30 glaucescens [D8] (5)  
 31 hirsuta [C2] (10)  
 32 hirsuta [BG] (10)  
 33 integrifolia [D8] (10)  
 34 latifolia [BG] (10)  
 35 marginata [C26] (5)  
 36 minima [D8] (5)  
 37 palinurii [C11] (10)

- 38 pedemontana [BG] (10)  
 39 rubra (hirsuta) red alpine [D8] (5)  
 40 villosa [C32] (5)  
 41 viscosa [C32] (5)  
 42 viscosa [D10] (5)

**SECTION BULLATAE**

- 43 forrestii [C5] (5)

**SECTION CAPITATA**

- 44 capitata [C13] (15)  
 45 capitata ssp glomerata [D7] (15)  
 46 capitata ssp mooreana [D8] (15)

**SECTION CORTUSOIDES**

- 47 cortusa matthioli [D6] (10)  
 48 cortusoides [BG] (10)  
 49 heucherifolia [D7] [C30] (10)  
 50 jesoana [C30] (5)  
 51 loeseneri [BG] [C30] (10)  
 52 polyneura [C30] (10)  
 53 polyneura [-] (10)  
 54 saxatalis [C11] (10)  
 55 saxatalis [BG] (10)  
 56 sieboldii mix [-] (5)  
 57 sieboldii purple [C10] (5)

**SECTION CRYSTALLOPHLOMIS****(Nivales)**

- 58 bayernii [C7] (10)  
 59 chionantha [-] (10)  
 60 melanops [C5] (10)  
 61 sinopurpurea [D1] (10)

**SECTION CUNEIFOLIA**

- 62 cuneifolia ssp hakusanensis [C12] (5)  
 63 cuneifolia ssp heterodonta [C12] (5)  
 64 nipponica [C12] (5)  
 65 suffrutescens [D13] (5)

**SECTION DENTICULATA**

- 66 cashmiriana coll  
   Kashmir India [C11] (15)

- 67 cashmiriana Rubin [C11] (15)  
 68 denticulata [-] (25)  
 69 denticulata alba [D10] (25)  
 70 denticulata albaflora [D2] (25)  
 71 denticulata lavender [-] (25)  
 72 denticulata mixed colors [C24] [C31] (25)  
 73 denticulata  
   'Ronsdorf Hybrids' [D8] (25)  
 74 denticulata 'Rubin' [D10] (25)  
 75 denticulata 'Ruby' [D8] (25)  
 76 denticulata 'Snoball' [D8] (25)

**SECTION MONOCARPICAE****(Malacoides)**

- 77 malacoides mix [C1] (10)  
 78 malacoides bright pink [D12] (10)  
 79 malacoides carmine [D12] (10)  
 80 malacoides rose [D12] (10)  
 81 malacoides white [D12] (10)

**SECTION MUSCARIODES**

- 82 bellidifolia [BG] (10)  
 83 concholoba mix [-] (10)  
 84 vialii [C29] (50)  
 85 vialii [C22] [D7] (50)

**SECTION OBCONICOLISTERI**

- 86 obconica [C27] (25)

**SECTION OREOPHLOMIS (Farinosae)**

- 87 luteola [C19] (10)  
 88 luteola [D3] (10)  
 89 macrocarpa [C11] (10)  
 90 rosea [-] (10)  
 91 rosea grandiflora [C19] (10)  
 92 rosea grandiflora  
   coll Kashmir India [C11] (10)

**SECTION PARRYI**

- 93 angustifolia [D13] (5)  
 94 parryi [D13] (10)  
 95 rusbyi [D13] (5)

**SECTION PETIOLARIS**

- 96 petiolaris [C11] (5)  
 97 nepalensis [C1] (5)

**SECTION PRIMULA (Vernales)**

- 98 amoena [C7] [C3] (5)  
 99 amoena [C11] (5)  
 100 carpathica [C11] (5)  
 101 elatior [C29] (10)  
 102 elatior mix [BG] (10)  
 103 elatior yellow [C25] (10)  
 104 elatior ssp pallasii [BG] (10)  
 105 veris [D7] [C22] (25)  
 106 veris [BG] (10)  
 107 veris ssp canescens [D3] (10)  
 108 veris ssp columnae [D3] (10)  
 109 veris ssp macrocalyx [C29] [D3] (10)  
 110 veris sunset shades [-] (10)  
 111 veris reds [C22] (10)  
 112 vulgaris 'Devon Stock' [C25] (10)

**SECTION PROLIFERAEE**

- 113 anisodora [C25] (10)  
 114 anisodora [D1] (10)  
 115 aurantiaca [D7] (10)  
 116 aurantiaca candy pink [D7] (10)  
 117 beesiana [C10] (25)  
 118 beesiana [BG] (25)  
 119 bulleyana [C25] [C6] (25)  
 120 bulleyana [C28] [C10] (25)  
 121 bulleyana [BG] (25)  
 122 burmanica [C30] [C5] (25)  
 123 burmanica [C6] [C10] (25)  
 124 candelabra mix [C13] (25)  
 125 candelabra gold [C13] (25)  
 126 candelabra orange [C13] (25)  
 127 candelabra light pink-  
   yellow eye [C31] (25)  
 128 candelabra pink [-] (25)  
 129 candelabra purple [-] (25)  
 130 candelabra reddish purple [-] (25)  
 131 candelabra yellow [-] (25)  
 132 candelabra rainbow shades [C5] (25)



133 chungensis	[D7] (25)	166 isoessa hybrids	[C6] (5)
134 chungensis mix	[-] (25)	167 secundiflora	[C6] (10)
135 chungensis	[BG] (25)	168 secundiflora	[BG] (10)
136 cockburniana	[C2] (15)	169 secundiflora	[-] (10)
137 cockburniana	[D7] [C11] (15)	170 sikkimensis	[D7] (10)
138 heledoxa OP	[C28] (15)	171 sikkimensis	[C13] (10)
139 helodoxa	[C6] (15)	172 waltonii mixed colors	[-] (10)
140 japonica	[C29] (25)	173 waltonii yellow fragrant	[C31] (10)
141 japonica mix	[C10] (25)		
142 japonica magenta- yellow eye	[C31] (25)		
143 japonica mandarin red	[C22] [C6] (25)		
144 japonica rose	[C10] (25)		
145 japonica valley red	[D7] (25)		
146 japonica white-pink tinge	[C10] (25)		
147 japonica 'Miller's Crimson'	[D7] [C5] (25)		
148 japonica 'Postford White'	[D7] [C5] (25)		
149 japonica 'Postford White'	[C22] (25)		
150 poissonii	[BG] (25)		
151 pulverulenta	[D7] (15)		
152 pulverulenta	[BG] (15)		
153 pulverulenta 'Bartley Strain'	[D7] (15)		
154 smithiana	[D10] (10)		
155 wilsonii	[C30] (10)		

**SECTION REINII**

156 tosaensis var. brachycarpa	[C12] (5)
-----------------------------------	-----------

**SECTION SIKKIMENSIS**

157 alpicola	[D7] (10)	174 flaccida	[[D7] (10)
158 alpicola alba	[C6] (10)	175 reidii williamsii blue form	[D9] (5)
159 alpicola luna	[C6] (10)	176 reidii williamsii white form	[D9] (5)
160 alpicola violacea	[C6] (10)		
161 florindae	[D7] [C29] (10)		
162 florindae	[C22] [C23] (10)		
163 florindae red form	[C6] (10)		
164 florindae russet form	[C6] (10)		
165 florindae yellow	[C31] [C10] (10)		

**SECTION SOLDANELLOIDEAE**

174 flaccida	[[D7] (10)
175 reidii williamsii blue form	[D9] (5)
176 reidii williamsii white form	[D9] (5)

**SECTION SPHONDYLIA**

177 boveana	[C30] (5)
178 edelbergii	[C11] (5)
179 floribunda	[C18] (5)
180 gaubaeana	[C5] (5)
181 verticulata	[C29] [C18] (10)

**SECTION AURICULA HYRIDS**

182 auricula alpine mix	[C26] (10)
183 auricula 'Border and Show' mix	[C26] (10)
184 auricula 'Border' strongly mealed	[C26] (10)
185 auricula Garden mix	[C10] (10)
186 auricula Garden mix	[C9] (10)
187 auricula Garden blue	[C9] (5)
188 auricula Garden red	[C9] (5)
189 auricula Garden yellow	[C9] (5)
190 auricula Garden white	[C9] (5)
191 auricula red show self	[C9] (5)
192 auricula yellow show self	[C9] (5)
193 auricula Garden pastel colors	[C20] (10)
194 x hortensis	[C29] (5)
195 auricula x Show auricula selected from Niederheade Garden	[C11] (5)
196 auricula show mix	[C26] (5)
197 x pubescens	[-] (10)
198 x pubescens HP	[C11] (10)

199 x pubescens dark red	[C32] (10)
200 x pubescens gigantic	[D10] (10)

**SECTION JULIA AND PRIMULA**

201 wanda hybriden mix	[D10] (5)
202 wanda hybrid blue	[D10] (5)
203 wanda hybrid lilac	[D10] (5)
204 wanda hybrid yellow	[D10] (5)
205 wanda hybrid pink	[D10] (5)
206 wanda hybrid velvet red	[D10] (5)
207 x pruhoniciana hybrid mix	[D10] (5)
208 x pruhoniciana hybrid amaranth red	[D10] (5)
209 x pruhoniciana hybrid blue	[D10] (5)
210 x pruhoniciana hybrid yellow	[D10] (5)
211 julia 'Gold Ridge'	[D12] (5)
212 juliana My best yellow crosses	[D12] (5)
213 juliana Deep blue juliana x my best juliana white	[D12] (5)
214 juliana miniature acaulis mix	[C21] (5)
215 julia acaulis bicolor	[C21] (5)

**SECTION PRIMULA HYBRIDS**

216 acaulis multiflora 'Asteroids' mix	[D11] (10)
217 acaulis 'Spectrum series' birdseye	[D11] (10)
218 acaulis 'Spectrum series' blue	[D11] (10)
219 acaulis 'Spectrum series' cameleon	[D11] (10)
220 acaulis 'Spectrum series' coral	[D11] (10)
221 acaulis 'Spectrum series' mid blue	[D11] (10)
222 acaulis 'Spectrum series' gold	[D11] (10)
223 acaulis 'Spectrum series' golden yellow	[D11] (10)
224 acaulis 'Spectrum series' pale cream	[D11] (10)

225 acaulis 'Spectrum series' primrose	[D11] (10)
226 acaulis 'Spectrum series' red	[D11] (10)
227 acaulis 'Spectrum series' stardust	[D11] (10)
228 acaulis 'Spectrum series' stereo blue	[D11] (10)
229 acaulis 'Spectrum series' yellow	[D11] (10)
230 acaulis 'Spectrum series' yellow-orange eye	[D11] (10)
231 acaulis mix	[C26] (10)
232 acaulis double	[-] (10)
233 acaulis double Jean Sellars Magenta	[C30] (5)
234 acaulis 'Pageant series' apricot	[D12] (10)
235 acaulis 'Pageant series' blue	[D12] (10)
236 acaulis 'Pageant series' bright rose	[D12] (10)
237 acaulis 'Pageant series' carmine bicolor	[D12] (10)
238 acaulis 'Pageant series' deep carmine rose	[D12] (10)
239 acaulis 'Pageant series' salmon pink	[D12] (10)
240 acaulis 'Pageant series' white yellow eye	[D12] (10)
241 acaulis 'Pageant series' wine red	[D12] (10)
242 acaulis 'Pageant series' yellow shades	[D12] (10)
243 acaulis 'Pageant series' mix	[D12] (10)
244 acaulis 'Prominent series' blue	[D12] (10)
245 acaulis 'Prominent series' bronze	[D12] (10)
246 acaulis 'Prominent series' purple bicolor	[D12] (10)



- 247 acaulis 'Prominent series'  
rose pink bicolor [D12] (10)
- 248 acaulis 'Prominent series'  
scarlet [D12] (10)
- 249 acaulis 'Prominent series'  
white [D12] (10)
- 250 polyantha 'Big  
ole yellows' HP [C2] (10)
- 251 polyantha Hardy gathered  
from 2500 plants [C17] (50)
- 252 polyanthus Cowichan  
mixed red [C15] (5)
- 253 polyanthus black-eyed red  
Cowichan x ember shades  
prudhoniciana [C25] (5)
- 254 x flaggellicaulis [C11] (5)
- 255 polyanthus x polyanthus  
'Gold Lace' [C15] (5)
- 256 polyanthus 'Golden Laced'  
select hybrids [C11] (5)
- 257 polyanthus 'Golden Laced  
x Gold Laced' HP [C11] (5)
- 258 polyanthus 'Gold Lace' mix [-] (10)
- 259 polyanthus 'Pacific Giants'  
apricot [D12] (10)
- 260 polyanthus 'Pacific Giants'  
bicolor shades [D12] (10)
- 261 polyanthus 'Pacific Giants'  
blue [D12] (10)
- 262 polyanthus 'Pacific Giants'  
pink shades [D12] (10)
- 263 polyanthus 'Pacific Giants'  
rose shades [D12] (10)
- 264 polyanthus 'Pacific Giants'  
scarlet [D12] (10)
- 265 polyanthus 'Pacific Giants'  
white [D12] (10)
- 266 polyanthus 'Pacific Giants'  
yellow [D12] (10)
- 267 polyanthus 'Pacific Giants'  
mix [D12] (10)
- 268 polyanthus 'Super Giants'  
crimson [D12] (10)

- 269 polyanthus 'Super Giants'  
lemon yellow [D12] (10)
- 270 polyanthus 'Super Giants'  
pink [D12] (10)
- 271 polyanthus 'Super Giants'  
white [D12] (10)
- 272 polyanthus 'Super Giants'  
mix [D12] (10)
- 273 primula 'Jack in the Green  
- Hose in Hose' [C5] (5)
- 274 saguramica veris x vulgaris [C11] (10)
- 275 veris mixed hybrids red [-] (15)

## SECTION PROLIFERAE HYBRIDS

- 276 anisodora x poisonii [C25] (10)
- 277 bullesiana peach pink [C25] (10)
- 278 candelabra 'Harlow Carr' [D8] (10)
- 279 candelabra 'Inshriach  
hybrids' [C28] (10)
- 280 chunglenta chungensis x  
pulverulenta [C11] (10)
- 281 cockburniana hybrid  
dark red [C26] (10)

## PRIMULACEAE

- 282 Androsace brevis [C32] (10)
- 283 Androsace carnea [D4] (10)
- 284 Androsace mahildae [D3] (10)
- 285 Androsace villosa [D3] (10)
- 286 Dodecatheon alpinum [C10] (10)
- 287 Dodecatheon hendersonii [D4] (10)
- 288 Dodecatheon red and white [C11] (10)
- 289 Lysimachia ciliata [D5] (10)
- 290 Lysimachia punctata [D3] (10)
- 291 Lysimachia verticulata [D5] (10)
- 292 Lysimachia vulgaris [D3] (10)
- 293 Soldanella carpatica [D3] (10)
- 294 Soldanella Montana [D4] (10)

## COMPANION PLANTS

- 295 Anemone alpine var.  
aprifolia [C26] (10)

- 296 Anemone blanda mix [C26] (10)
- 297 Aquilegia [C4] (25)
- 298 Clematis alpina Pamela  
x Jackmanii [C26] (10)
- 299 Campanula rotundiflora [D6] (10)
- 300 Cornus Canadensis [D6] (10)
- 301 Cornus Mas [C29] (5)
- 302 Eranthis hyemalis [C26] (10)
- 303 Gentiana asclepiadea [D5] (10)
- 304 Gentiana cruciata [D3] (10)
- 305 Gentiana decumbens dark  
blue trailing [D5] (10)
- 306 Gentiana lutea [D4] (10)
- 307 Helleborus corsecus [C10] (10)
- 308 Helleborus orientalis [C10] (10)
- 309 Lewisii cotyledon pink [C10] (10)
- 310 Lewisii cotyledon pink  
and white [C10] (10)
- 311 Lewisii cotyledon red [C10] (10)
- 312 Lewisii cotyledon red [C10] (10)
- 313 Lewisii cotyledon mix [-] (10)
- 314 Lilium Martagon [C29] (10)
- 315 Lilium Mid-Century  
Hybrids [C29] (10)
- 316 Meconopsis cambrica [C26] (10)
- 317 Polemonium caeruleum [C29] (10)
- 318 Trillium grandiflorum [D6] (10)

## STILL UNIDENTIFIED

- 319 P. briscoi 1992 [C11] (10)

## MIXED SEED

- 320 all mixture (50)
- 321 auricula mix (25)
- 322 primula mix only (50)

## A TRIBUTE TO HELEN AND ROSS WILLINGHAM

*Helen and Ross Willingham were introduced to primroses and the APS in the early 1950s by their good friends, Evelyn and Ralph Balcom. Soon the Willinghams were leaders in the local society and were good growers of auriculas and many primulas. Ross had some unusually nice hybrids in the Cortusoides section.*

*Some time later Helen contracted multiple sclerosis. She did not let it stop her. She and Ross maintained the ASP seed exchange during those years and brought surplus seeds to the shows. Ross was a regular show judge for about thirty years.*

*Helen who was a registered nurse, was an inspiration to other MS patients as she continued her career. Recently her health failed. She died in November 1992.*

*Ross hopes to grow primroses again. He would like to hear from ASP friends. Send him a note at 14849 Military Road, Colonial Apartments #118, Seattle WA 98168. Phone 206-244-1748.*



## CONTRIBUTORS TO THIS 1993 SEED EXCHANGE

Members of the A.P.S. Seed Exchange Committee wish to extend a very special "Thank You" to those who have contributed to this year's listing. The enormous amount of time and energy it takes to grow the plants, hand pollinate, collect and clean the seed, and package the seed for mailing is very humbly appreciated by all members of the American Primrose Society.

This seed exchange would not be possible without the contributions from you, the donors.

## DONORS

C1 Alan Arnold	California	C24 John O'Brien Sr.	Alaska
C2 Peter Atkinson	Washington	C25 Charles Oliver	Pennsylvania
C3 Ivo Benes	Czechoslovakia	C26 Edith Ordille	Germany
C4 April Boettger	Washington	C27 Dr. Roy Preston	Washington
C5 Ray Brown Plant World	England	C28 Teresa Richardson	Washington
C6 Francis Cabot	New York	C29 Plaskota Roman	Poland
C7 Jaroslav Cuba	Czechoslovakia	C30 Dr. K. Sellars	England
C8 Shan Cunningham	No. Dakota	C31 Marie Skonberg	Alaska
C9 Herbert Dickson	Washington	C32 Vladmir Stanek	Czechoslovakia
C10 Vasco "Flip" Fenili	Washington	D1 Botanical Garden	Bratislava
C11 Dr. Horst Georgi	Germany	D2 Botanical Garden	Polsdam
C12 Kazuo Hara	Japan	D3 Botanical Garden	Hungaria
C13 Lyle & Darlene Heller	Washington	D4 Botanical Garden	Iceland
C14 Rosetta Jones	Washington	D5 Gruga Park Botanical Garden	
C15 Dr. John Kerridge	Canada		Germany
C16 Bodil Leamy	Canada	D6 Villa de Montreal	Canada
C17 Mary Lopez	Massachusetts	D7 Alpine Garden Society	England
C18 Takao Maki	Japan	D8 Chiltern Seed Co.	England
C19 Irma & Norbert Markert	New York	D9 Jack Drake Seed Co.	Scotland
C20 Maedythe Martin	Canada	D10 Jellito Seedsmen	Germany
C21 William Mason	England	D11 K. Sahin	Zaden Holland
C22 Dennis Oakley	Canada	D12 Sakata Seed Co.	Japan
C23 Thea Oakley	Washington	D13 Southwestern Seed Co.	Arizona

## Primroses on Display in Canada

A special display of primroses sponsored by members of the American Primrose Society and other interested primrose growers in the Vancouver and Victoria area will be held at APS member Thomas Hobbs' Southlands Nursery in Vancouver on April 24 and 25.

Members of the American Primrose Society in the Pacific Northwest area are welcome to bring plants for the display. This is a non-competitive show, but there will be primrose plants for sale.

Here is a great chance to visit Vancouver, see the display and get to know the west coast Canadian primrose growers better. Then maybe tour the primulas in the U.B.C. Botanical Garden described in the APS bulletin by Bodil Leamy.

Please come. We need your support to encourage primrose growers in British Columbia. Hope to see you in April!

**For more information:**  
Contact John Kerridge  
2426 W 47th Ave.,  
Vancouver, B.C. V6M 2N2  
(604) 263-2956

**Display location:**  
Southlands Nursery  
6550 Balaclava Street  
Vancouver, B.C.  
(Just below Marine Drive off 49th Avenue)

### CHEHALIS RARE PLANT NURSERY 2568 Jackson Hwy., Chehalis, WA 98532 Herb Dickson, Prop.

After 30 years of selecting and breeding, I have developed an improved strain of Garden Auricula with a complete palette of color.

#### Garden Auricula

Mixed, Yellow, Blue, White  
Brown, Red, Petite Hybrids

Picotée - a new flower form with only an outer fringe of color

#### Exhibition Alpine

All the above \$2.00 per packet of 75 seeds

**Primula Florindae** \$1.00 per packet

**Mixed Candelabra** \$1.00 per packet

#### Hand pollinated Show Auricula

Red Self, Yellow Self, Green Edge  
.10 cents per seed, any amount

#### Hand Pollinated Double Auricula Mix

.25 cents per seed

50 cents postage & handling in U.S. & Canada

Other foreign orders \$1.00 postage & handling

Washington residents add 7.5% sales tax

MINIMUM ORDERS \$5.00

## MT. TAHOMA NURSERY

Rick Lupp (206) 847-9827

Alpines, Washington State  
Natives, Species Primulas, Troughs  
and Trough Plants  
*Custom Propagation*

Nursery open  
by appointment only  
Mail Order in U.S. & Canada only

Send \$1.00 for Plant List  
28111 - 112th Avenue E.  
Graham, Washington 98338



## Matsumoto Sakurasoh and Primula Club Invites you to join

- ◇ Japanese society for lovers of all primulas.
- ◇ Yearbook, with English summary.
- ◇ Seed exchange.

Send US \$20 in cash, registered mail for one year's subscription (April to March)

Write to: Mr. Kazuo Hara, Secretary  
Yoshikawa-Koya 647-51  
Matsumoto, Nagano,  
399 Japan



## American Rock Garden Society

*We invite you to join gardening enthusiasts worldwide interested in growing plants from above treeline, other low-growing perennials and wildflowers. Take this opportunity to expand your knowledge of plants, propagation techniques, design, construction and maintenance of special interest gardens. Join today!*

Special Primrose Issue with 16 Pages of Color Photos—Only \$5.25!  
Write Ken Nitschke, 1071 Acaule Lane, Midland, MI 48640 for Vol. 49:2

Benefits to members include:

Outstanding, Colorful Quarterly Bulletin; Worldwide Seed Exchange offering Thousands of Species; Informative National and Local Meetings—27 Chapters in the US and Canada; Discounted Bookstore; Slide Library; Loaning Library; Garden Tours; and the Friendship of Dedicated Gardeners.

To join send \$25 to ARGS, c/o Jacques Mommens, PO Box 67, Millwood, New York, 10546  
Visa Now Accepted

## SALTSPRING PRIMROSES

Mixed red cowichan polyanthus  
\$ 2 for 25 seeds  
"Wanda Wonders" mixed polyanthus form  
\$ 2 for 25 seeds  
Barnhaven strain polyanthus  
mixed, hardy, open-pollinated  
\$ 2 for 50 seeds  
"Mrs. McHenry's Giant Yellow Polyanthus"  
\$ 2 for 25 seeds

Send US or Canadian Funds  
\$ 1 for postage and handling  
\$ 1.50 outside North America  
\$ 1 for Seed list

Send to: Saltspring Primroses  
2426 W. 47 Ave.  
Vancouver, BC  
Canada V6M 2N2

## AT LAST! FRESH RARE SEEDS

Many unknown in cultivation.  
40 Primula listings  
(including jack-in-green and hose-in-hose);  
24 new aquilegias (3-36in);  
outstanding scarce Gentians; Campanulas;  
50 Violas, including the fabulous  
cyclamen-leaved Viola koreana;  
20 different Geraniums;  
Euphorbias; Meconopsis;  
Ranunculus lyallii and hundreds more.  
From 60p a packet.

Color catalog —  
3 International Reply Coupons.  
Plant World Botanic Gardens APS  
St. Marychurch Road  
Newton Abbot  
Devon TQ12 4SE - England

## ENGLAND'S NATIONAL AURICULA AND PRIMULA SOCIETY

Invites all auricula and primula lovers to join in this old society.  
Membership includes yearbook.

### southern Section

L.E. Wigley  
67 Warnham Court Road, Carshalton Beeches, Surrey SM5 3ND

### Northern Section

D.G. Hadfield  
146 Queens Road, Cheadle Hulme, Cheadle, Cheshire SK8 5HY

### Midland and West Sections

P.G. Ward  
61 Lawson Close, Saltford, Bristol BS18 3LB



## SEED OF DOUBLE ACAULIS AND DOUBLE AURICULA

NEW SEED CROP IN AUGUST  
MINIMUM ORDER  
40 SEEDS - \$5.00

ROSETTA JONES  
E. 170 DUNOON PL  
SHELTON, WA 98584  
PHONE: 206-426-7913

## A Synoptic Guide to the Genus *Primula*

by G.K. Fenderson

A basic reference to the genus *Primula*, with approximately 1375 species, synonyms and hybrids included.

ISBN 0-935868-24-0. v. + 213 pp. 7" x 10"  
hardbound with dustjacket; 56 line  
drawings, 1 black & white photograph.

Available in North America  
(\$40.00 postpaid) from the author:  
P.O. Box 571  
South Acworth, New Hampshire 03607

Available outside the USA from Wheldon  
& Wesley, Codicote, Hitchin, Herts, SG4  
8TE and from the Royal Horticultural  
Society.

## UNUSUAL WILD COLLECTED SEED

*Primula algida* - Pontic Alps, N. Turkey  
*P. auriculata* - Pontic Alps, N. Turkey  
*P. deorum* - Rila Mts, Bulgaria  
*P. elatior* ssp *intricata* - Pirin Mts, Bulgaria  
*P. glutinosa* - The Alps, Austria  
*P. halleri* - Pirrin Mts, Bulgaria  
*P. longipes* - Pontic Alps, North Turkey  
*P. wulfeniana* - The Alps, Slovenia

Please send \$20 US (in bills, no checks please)  
for 8 packets, 50 seeds in each packet.

Mojnic Pavelka  
P.O. Box 95  
74101 Novy Jucin  
Czechoslovakia

## "Schultz-Instant"



The  
Natural  
Way to  
Bug-Free  
Plants.

the  
NATURAL  
PYRETHRINS  
Insecticide

**Kills: Aphids • Whiteflies • Gnats  
• Mealy Bugs • Red Spiders • Moths  
• Spider Mites • Mosquitoes Etc.**

Available at leading Garden Centers and Plant Departments  
Garden Clubs: SEND FOR OUR FUND RAISING OFFER  
Schultz Co. 14090 Riverport Drive, Maryland Heights, MO 63043



## AMERICAN PRIMROSE SOCIETY

### OFFICERS

President - Cyrus Happy III, 11617 Gravelly Lake Dr., Tacoma, WA 98499  
Vice President - Dr. John Kerridge, 2426 W 47th Ave., Vancouver, B.C., Canada V6M 2N2  
Immediate Past President, National Show Counselor - Flip Fenili, 7102 Citrine Lane SW,  
Tacoma, WA 98498  
Recording and Corresponding Secretary - Barbara E. Flynn, 1332 232nd Pl. NE, Redmond, WA98503  
Treasurer - Addaline W. Robinson, 9705 SW Spring Crest Dr., Portland, OR 97225

### DIRECTORS

1995 Don Keefe, 22604 NE 20th Place, Redmond, WA 98053  
Karen Schellinger, 31335 Kalla Lake Rd., Avon, MN 97068  
1994 Rosetta Jones, E 170 Dunoon Pl., Shelton, WA 98584  
Dorothy Springer, 7213 South 15th, Tacoma, WA 98465  
1993 Bill Brown, 43 Middle Road, Blue Point, NY 11715  
Don Howse, 41370 SE Thomas Rd., Sandy, OR 97055

### EDITOR

Maedythe Martin, 951 Joan Crescent,  
Victoria, B.C. Canada V8S 3L3

### ADVISOR

Herb Dickson,  
2568 Jackson Hwy., Chehalis, WA 98532

### ROUND ROBIN

Elizabeth van Sickle,  
654 Marine Drive, Sequim, WA 98382

### SEED EXCHANGE

Esther (Candy) M. Strickland,  
8518 28th Ave. E, Tacoma, WA 98445

### SHOW JUDGES

Rosetta Jones  
E 170 Dunoon Place  
Shelton, WA 98584

### SLIDE LIBRARIAN

Gerry Flintoff,  
154 NE 194th St., Seattle, WA 98155

### MEMBERSHIP

Dues for individual or household membership  
in the American Primrose Society, both  
domestic and foreign, are \$15 U.S. per calendar  
year (\$16 for renewals postmarked after January  
1st); \$40 for three years; or \$200 for an

individual life membership. Submit payment to  
the treasurer. Membership renewals are due  
November 15 and are delinquent at the first of  
the year.

Membership includes a subscription to the  
quarterly *Primroses*, seed exchange privileges,  
slide library privileges and the opportunity to  
join a Round Robin.

### PUBLICATIONS

Back issues of the quarterly are available from  
the secretary.

Manuscripts for publication in the quarterly are  
invited from members and other gardening  
experts, although there is no payment. Please  
include black and white photographs if possible.  
Send articles directly to the editor, Maedythe  
Martin, 951 Joan Cres., Victoria, B.C., Canada  
V8S 3L3.

Advertising rates per issue: full page, \$60; half  
page, \$30; quarter page, \$15; eighth page and  
minimum, \$10. Artwork for ads is the  
responsibility of the advertiser, and camera  
ready copy is appreciated. Submit advertising  
to the editor.



