

THE
REVIEW

Of The Society For Japanese Irises

VOLUME 38

NUMBER 1

SPRING 2001

EVELYN O. WHITE

1917-2001

Evelyn Ovetta Jones White, 84, died peacefully at her home in Minot, Maine in the company of her family on Friday, July 27.

She was born on April 20, 1917 at her parents' home. After the death of her father in the 1918 influenza epidemic, she and her mother lived for many years with her aunts and uncles. She graduated as the valedictorian of her class of 1934 and graduated with honors from Bates College in Lewiston in 1938.

While at Bates she was a member of the student government, dramatics club, and the choral society, and also served as a proctor and an assistant in the German Department. She was elected as an outstanding senior woman to the Bates Key Society and honored by her classmates as "the most typical Bates woman." She remained an active alumna until her death, serving as secretary of her Bates College Class from 1938 until 2001, and helping to organize most of her class reunions.

After graduation, she taught Latin, English, math and bookkeeping at the high school level for several years. She married John White of Auburn on June 28, 1941, and they celebrated their 60th wedding anniversary this year. They lived for many years at Whiteholm Dairy Farm, until moving to Minot in 1977.

The White's Minot home became well known and admired for its extensive gardens of irises, daylillies and hosts, and she received many awards from the Maine Iris Society for her arrangements of iris and other flowers. She and John traveled extensively to American Iris Society conventions throughout the United States and Canada, and she was the editor of the Society for Japanese Irises Review for eight years, relinquishing the job only recently.

She was a member of the American Iris Society, Maine Iris Society and Maine Hosta Society. She served as secretary and treasurer of the High Street Congregational Church and the Parish Guild, the Stanton Bird Club and the Androscoggin Historical Society.

While in her 70's, Evelyn assisted adults in learning to read through Literacy Volunteers. After her children were grown, she and her husband traveled to Africa, Russia, Alaska, England, Scotland, Central and South America and islands in the Caribbean.

Evelyn faced a prolonged illness with the same courage, grace and positive attitude for which she was always known. She lived an extraordinary and full life, enriching the lives of others in the fullest measure. She will be dearly missed by her family and friends.

The Society for Japanese Irises

Volume 38 Number 1

2001

– TABLE OF CONTENTS –

Officers and Appointments	2
President's Letter	4
Letter from the Editor	5
Business Items	6
SJI Postcards	8
JI Registrations & Introductions & Awards 2000	9
Inducing Tetraploidy by Dennis Hager	16
Bellender Blue parentage by John Coble	19
Iris Myths and Fallacies by Clarence Mahan	20
This & That by Jill Copeland	28
Treasurer's report by Bob Bauer	29
Rettig/Wirz Award by Maria Gerbracht	30

Cover photo: by Willy Hublau, Belgium.
{Iris Names}: Belgium Sky and Flanders Lion

== The Society For Japanese Irises ==

OFFICERS

President	Jill Copeland, 78118 M-40 Lawton, MI 49065 Tel. (616) 624-1968; e-mail: <Jandjcope@aol.com>
Vice President	Carol Warner, 16815 Falls Rd., Upperco, MD 2115 Tel. (410) 374-4788; e-mail: <draycott@qis.net>
Secretary	Peter Weixlmann, 280 Seneca Creek Road, West Seneca, NY 14224 Tel. (716) 674-6289; e-mail <Pweixl@aol.com>
Treasurer	Robert Bauer, 9823 E. Michigan Ave., Galesburg, MI 49053 Tel. (616) 665-7500; e-mail: <ensata@aol.com>
Immediate Past President	Terry Aitken, 608 NW 119th Street, Vancouver, WA 98685 Tel. (360) 573-4472; e-mail: <aitken@e-z.net>

DIRECTORS AT LARGE

Lorena Reid, 41886 McKenzie Hwy, Springfield, OR 97478
Tel. (541) 896-3756; e-mail <loreid@bossig.com>

Chad Harris, 12 Marbel Road, Washougal, WA 98671
Tel. (360) 835-1016 <dalegrams@prodigy.net>

Virginia (Jinni) Hill, 1030 Autumn Oak Circle, Collierville, TN 38017
Tel. (901) 853-2641

NOMINATING COMMITTEE

Through 2001 Donald Delmez, 3240 Connecticut Dr., St. Charles, MO 63301
Tel. (636) 685-4827

Through 2002 Virginia (Jinni) Hill
(as above)

Through 2003 Dennis Hager, PO Box 390, Millington, MD 21651
Tel. (410) 928-3147; e-mail <academyhouse@toad.net>

Appointments

Members Chairman Chairman	Robert Bauer (address previous page)
Slides Chairman Librarian	John Coble, 9823 E. Michigan Ave., Galesburg, MI 49053; Tel. (616) 665-7500; e-mail: <ensata@aol.com>
Robins Chairman	Patricia (Pat) Brooks, 102 Jefferson Lane, Ladson, SC 29456; Tel. (803) 871-0239; e-mail <pdbrooks@awod.com>
Publicity Chairman Popularity Poll	Kathy Guest, 494 North St., E. Aurora, NY 14052; Tel. (716) 655-1762; e-mail <irisborer@aol.com>
Display Garden Chair	William C. Smoot, 213 Derby Rd., Portsmouth, VA 23702-2017; Tel. (757) 393-4617; e-mail <billsmoot@email.msn.com>
Awards & Registrations	Clarence Mahan, 7311 Churchill Rd., McLean, VA 22101; Tel. (703) 893-8526; e-mail <CEMahana@aol.com>

CORRECTION FROM FALL 2000 REVIEW

The AIS Awards for Japanese iris on page 9 and the Cover Photo credit on page 1 both gave hybridizing credit for the 2000 Payne Medal winner, BELLENDER BLUE, to A. Hazzard '93, which is incorrect. The hybridizer credit should read Bauer/Coble '93.



Letter from the President

Jill Copeland, Michigan

The first thing I want to do is to thank Lorena Reid for the excellent job that she did as temporary editor of *The Review*. She didn't hesitate to volunteer even though she had not done anything like it before and had a new computer. With wonderful people like Laurie, the Society for Japanese Irises can't help but succeed.

I was surprised and pleased to find that we, SJI, are exempt from federal income tax under section 501 (c) (3) of the Code. Kudos goes to Terry Aitken, Bob Plank, Bob Bauer, and anyone else who helped. We are the first and so far the only section of AIS to gain this distinction. This means that donations to SJI are tax deductible.

Since the Japanese iris section is the only AIS section that comprises only one species (*I. ensata*), some hybridizers, myself included, have been trying inter-species crosses. One such cross is *I. versicolor* X *I. ensata*. Usually, this results in a very vigorous hybrid ("hybrid vigor"). However, some of us have seedlings from these crosses that have leaf spots that neither of the parents ever had. Of course, they usually have the best flowers (go figure). Those of us, who have discussed this problem, realize that we should not introduce these plants even if they grow well. I feel strongly, that instead of finding cures for new diseases, hybridizers should not introduce susceptible plants. Also hybridizers should be on the lookout for plants that are more resistant to existing diseases or are flexible in their growing requirements. These plants may not have all the characteristics that the hybridizer wants for introduction but they should not be thrown out. Instead the originator can work with them until they do have these qualities and/or share them with other hybridizers. I am sure that JIs would be as popular as TBs if they were easier to grow.

The Japanese Iris meeting at the AIS national convention will center on culture. There will be 3 speakers from across the country with very different growing conditions. I think this will have appeal for a broad spectrum of people. One of these people is Dr. L. Bruce Hornstein of Monkton, MD. He grows his JIs in pots. Another is Chad Harris of Washougal, WA. Those of you who attended the last JI convention will have seen what Chad can do with JIs. The third is Melody Wilhoit and she has a bog. I hope I will see all of you there.

Jill

Letter from the (Interim) Editor ---

Kathy Guest, New York

Greetings and welcome to spring.

I am another of the interim editors while SJI works to find someone who can give this Bulletin the attention it deserves. The right candidate does not need to be a champion grower of Japanese irises, but only have a love of the plant, desktop publishing skills and e-mail (almost necessary these days). If you believe you would like to be considered, please contact President, Jill Copeland.

Thank you to everyone who has helped me to pull this issue together. Doing a newsletter for the first time is a challenge and is definitely "on-the-job training". It's neither as hard or as easy as it looks – and every day's an adventure.

For those of you who count the days between SJI Reviews, please consider joining Dennis Hager's discussion group on JI irises through Yahoo. Drop him an e-mail note and he'll help you to subscribe.



Business Items

The SJI Review is published semi-annually by the Society for Japanese Irises. The editorial office is temporarily located at 78118 M-40, Lawton, MI 49065. Deadlines for receiving copy are February 15th and August 15th, with earlier receipt desirable. Black and white photographs, colored prints (glossy) and black and white drawings are welcome. Reprinting permission is granted to any other iris society publication to reprint any material in this publication with due acknowledgement.

Dues:

Single	annual - \$5.00	triennial - \$12.50	Life - \$75.00
Family	annual - \$6.00	triennial - \$15.50	Life - \$100.00

Dues may be sent either to the AIS Membership Chairman (Anner Whitehead - see AIS Bulletin for address) or directly to the Membership Chairman, The Society for Japanese Irises.

Address changes: please notify membership chairman

SALES AND RENTAL ITEMS

The Japanese Iris by Currier McEwen	\$24.95
Color Postcards	
Set #1 - 16 different W.A. Payne introductions	
Set #2 - 18 different Payne Award winners	
1 set (indicate #1 or #2)	\$5.00
2 sets (one each of #1 and #2)	\$9.00
4 sets or more (indicate sets)	\$4.00 ea
Overseas orders, add \$1.00 per set for airmail	

Back issues of The Review - \$1.50 per copy
Volume 1 (1964) consists of 3 issues
All others contain 2 issues each

SJI Slide Set Rental	\$5.00
Iris Laevigata - book rental	\$5.00

*All prices include postage. Send requests to John Coble.
Check payable to SJI. Please allow ample time for scheduling*

Advertising

ADVERTISING will be accepted for plants and horticultural related items.

Charges are:

Full page layout	\$18.00
Half page layout	10.00
Short ads, text only	2.00 for up to 5 lines
and for each additional 5 lines or fraction thereof.	

Full page Color layout, 4" x 7" - \$0.00

... Color separation to be provided or paid by advertiser

1999 J.I. CHECKLIST

The SJI Checklist contains all registrations and introductions through 1999 of Japanese iris and any interspecies crosses involving Japanese iris. All updates, including awards, can be found in the 1999 edition. The previous edition was published in 1997.

The 1999 Checklist is 65 pages of 8.5" by 11" format.

Order from SJI Sales Chairman

John Coble

9823 E. Michigan Ave.

Galesburg, MI 49053

\$6.00 postpaid US

\$7.00 Canada \$10.00 Overseas air mail.

(\$US only. Make checks payable to SJI)

Add the two sets of postcards to the Checklist order and deduct \$1.00



Those SJI Postcards

I wonder how many times you've flipped through the SJI Review and blew right by the "Sales and Rental Items" page. I'm sure most of you already have your copy of The Japanese Iris, by Currier McEwen, and you don't look further. How many of you have seen the SJI postcards that are a perennial item on the sales list? If you have not, do yourself a favor and order in a supply.... not only for that iris correspondence, but also as an inexpensive gift for new members, a door prize item, a great advertising tool for your upcoming shows and sales or just for the sheer pleasure of these photos - a wonderful cross-section of the form, grace and beauty of these exotic plants.

I asked Bob Bauer how the postcards came to be and he replied that the concept sprung from the frustration at the time at the lack of photos of JI's available. The first set represented a good introduction to this type of iris, showing off the various forms and color. The second set focused on Payne Award winners.

In my club, we use lots of these postcards. Some are offered as membership incentives.... Some are offered to visitors at our JI exhibits so that they can jot down their favorite cultivars. We try to be creative and get the most mileage we can from these beautiful cards. And with postage inching up steadily, a postcard is a great way to send a short note - with style

Registrations, Introductions & Awards 2000

ABOVE AND BEYOND (Delmez, Donald Reg. 2000) Sdlg. SWSPBBST. (35in 89cm) M (3 -F). S. blue violet veined blue, tip white; style arms white, splashed and tipped blue; F. white, splashed and veined blue, yellow green signal; ruffled.. [Cascade Crest X Chitose Hime] Delmez Gardens 2000 (Available)

ADRENALINE RUSH (Hensler, Christy Ann Reg. 2000) Sdlg. 92JS1B. (48in 122cm) EM SPEC-X (3 -F). S. light blue violet, center veined blue; style arms lighter blue violet; ribs turquoise; F. light blue violet, medium white signal veined blue violet, gold at hafts. [Unknown JI X unknown SIB] ()

ALL IN WHITE (Delmez, Donald Reg. 1995) Delmez Gardens 2000

ALPINE MAJESTY (Aitken, J. T. Reg. 1997) HM 2000

ANGEL MOUNTAIN (Bauer/Coble Reg. 2000) Sdlg. J92QQ-2. (40in 102cm) M (6 -F). White, sanded blue violet in center around white halo and rays, red violet sanding between rays at edge; styles multiple, white, crests feathery.. [J88E: (Jocasta x Hagoromo) X Foreign Intrigue] Ensata Gardens 2000 (Available)

AVALANCHE EXPRESS (Harris, Chad Reg. 1999) Aitken 2000

BELLENDER BLUE (Bauer/Coble Reg. 1993) HC 1992, HM 1996, AM 1998, PAYNE MEDAL 2000

BEWITCHING TWILIGHT (Harris, Chad Reg. 1999) Aitken 2000

BEYOND CHANCE (Delmez, Donald Reg. 2000) Sdlg. SBOST. (39in 99cm) E (3 -F). S. orchid, veined darker; style arms blue, underlaid orchid; F. blue, darker blue orchid veining, darker halo around yellow green signal; ruffled. [Haru no Umi X Momojido] ()

BLUE SPRITZ (Delmez, Donald Reg. 1996) HM 2000

BLUES REVISITED (Reid, Lorena Reg. 2000) Sdlg. 9J55-10D. (36-42in - 107cm) M (6 -F). Ruffled medium dark blue violet, 1in white border, small gold signal with narrow white halo; style arms medium dark blue violet, crests white. [Warai-Hotei X D579-2: (A112-1: (striped sdlg x Royal Crown) x Midnight Whisper)] Laurie's Garden 2000 (Available)



BLUSHING SNOWMAIDEN (Harris, Chad Reg. 1999) Aitken 2000

CACIGA (Dudek, Jiri Reg. 2000) Sdlg. KUM FUJ-1. (24in 60cm) VE & RE (3 -F). S. dark purple; F. dark purple veined deeper, signal yellow. [Parentage Unknown] ()

CHESIERES FIRST EDITION (Hirsbrunner, Lisolette Reg. 2000) Sdlg. CH 93-24. (38in 97cm) EM SPEC-X (3 -F). Versata. S. mauve, style arms white; F. mauve, yellow signal with extended white line. [I. versicolor burgundy X I. ensata white seedling] ()

COMMON DENOMINATOR (Hensler, Christy Ann Reg. 2000) Sdlg. 92JS2A. (43in 109cm) EM SPEC-X (3 -F). S. lavender lightly veined medium purple, white wire edge; style arms cream, brushed light purple; F. white washed lavender, dark yellow signal lined olive green with narrow soft blue halo and medium purple veins radiating outward, sides of throat grape. [Unknown JI X unknown SIB] ()

CRESTED SURF (Bauer/Coble Reg. 2000) Sdlg. J95HH-1. (40in 102cm) M (6 -F). White, thin blue (RHS 96B) veins without halo; style arms blue, multiple, large light blue crests veined dark blue. [J93X-2: (Tuptim x J89F-1, Tropical Storm sib) X J92V-2: (Seafury x J89W-1: (J85K-3 x Hagaromo))] Ensata Gardens 2000 (Available)

DIRIGO PINK MILESTONE (White, John Reg. 1999) Pope's Perennials 2000

DIRIGO RED ROCKET (White, John Reg. 2000) Sdlg. 97JI-W17-7. (40in 107cm) EML (3 -F). S. medium red violet, small; style arms white, edged medium red violet; F. medium red violet rayed white, small yellow signal surrounded by white blaze. [94JS-W6-4: (91G-R6-21: (Hanadayu x Southern Son) x 92C-A1-6: (Dirigo Delight x Aitken 86J-1-4: (Ruby Star x Asian Warrior))] X 94JS-W6-2, sib] ()

DRAGON MANE (Bauer/Coble Reg. 2000) Sdlg. J94I-2. (36in 90 cm) M (12 -F). White veined red violet, sanded red violet toward edge; style arms dark purple, crests with white wire rim. [J89N-17: (J85D-2: (Geisha Gown x J83F-5: (Silver Cascade x Mai Ogi)) x Iapetus) X Rose Adagio] Ensata Gardens 2000 (Available)

EILEEN'S DREAM (Bauer/Coble Reg. 2000) Sdlg. J95P-1. (36in 90cm) M (9-12 -F). Maroon velvet self; style arms black purple, large maroon crests. [Muffington X Jocasta] Ensata Gardens 2000 (Available)

EPIMETHEUS (Innerst, Sterling Reg. 1991) HM 1996, AM 2000

EVENING SONATA (Ackerman, William L. Reg. 1999) Nicholls Gardens 2000

EYE OF HEAVEN (Delmez, Donald Reg. 2000) Sdlg. SDKPU. (40in 107cm) EM (3 -F). Dark grape purple, F with yellow green signal; style arms lighter purple, tipped dark; ruffled. [All In White X SPU: (Shii no Homare x unknown)] Delmex Gardens 2000 (Available)

FRACTAL BLUE (Reid, Lorena Reg. 1995) HM 2000

FROSTED INTRIGUE (Bauer/Coble Reg. 1998) HM 2000

GALANKA (Dudek, Jiri Reg. 2000) Sdlg. KUM FUJ-6. (28in 70cm) VE (3 -F). S. pale rose purple; style arms light violet and white; F. pale rose purple veined darker, signal yellow.. [Parentage unknown] ()

GREYWOODS DARK DESIRE (Wilkinson, Darlyn Reg. 2000) Sdlg. 95-5. (33in 84cm) EM (6 -F). Wavy magenta purple lined darker, aging medium violet purple, shading out to creamy violet white rim; signals bright yellow, surrounded by subtle blue purple area; style arms deep purple. [91-2-2: (Strut and Flourish x Caprician Butterfly) X Lavender Mist] ()


GREYWOODS FLOWING WATERS (Wilkinson, Darlyn Reg. 1999) Greywood Farm 2000

GREYWOODS GYPSY SPIRIT (Wilkinson, Darlyn Reg. 2000) Sdlg. 95-55. (30in 76cm) ML (6 -F). Wavy raspberry violet with white center, stitched and stippled raspberry, faint blue washed outline, signals golden yellow; style arms white, edged raspberry violet. [Worley Pink X Freckled Geisha] ()

GREYWOODS LADY LUCK (Wilkinson, Darlyn Reg. 1999) Greywood Farm 2000

GREYWOODS MORNING DEW (Wilkinson, Darlyn Reg. 1999) Greywood Farm 2000

GREYWOODS MULBERRY CASCADE (Wilkinson, Darlyn Reg. 1999) Greywood Farm 2000



GREYWOODS SNOW ETCHING (Wilkinson, Darlyn Reg. 2000) Sdlg. 95-55. (34in 86cm) ML (6 -F). Clean white, few crisp violet pink lines extending to rim, signals golden yellow lined olive yellow; style arms white, pink basal blush. [Raspberry Glow X Sorcerer's Triumph] ()

GREYWOODS SOCIAL BUTTERFLY (Wilkinson, Darlyn Reg. 2000) Sdlg. 93-16A. (33in 84cm) EML (6 -F). White ground, contrasting near-blue halo with radiating rays aging to violet blue, golden yellow signal; style arms violet blue, tipped white; undulated, waved form. [Lavender Hint X Fairy Carillon] ()

GREYWOODS ZEBRINA (Wilkinson, Darlyn Reg. 2000) Sdlg. 95-19. (36in 91cm) ML (3 -F). S. white center edged blue violet; style arms blue violet; F. dark blue violet, wide radiating white rays extending to near edge, leaving blue violet border, signal yellow. [91-3-3: (Strut And Flourish x Caprician Butterfly) X Tea Ceremony] ()

HONOUR (McEwen, Currier Reg. 2000) Sdlg. J 93/99(2). (32in 81cm) EML (6 -F). Light pink (RHS 69C) ground veined darker pink (75A) effect, small rich yellow (14B) signal; style arms pink (75A), tufted pinker; ruffled, overlapped rounded form. [89/41(1): (Hime Kagami x Celestial Pink sib) X 89/21: ("Yoshino no Yume" x Celestial Pink sib)] (Available)

INTAGLIO (Hensler, Christy Ann Reg. 2000) Sdlg. 92JS9A. (44in 112cm) M SPEC-X (3 -F). S. medium grape, white wire edge, light lavender blue basal flush; style arms white, brushed medium purple; G. white heavily sanded and veined medium purple, dark yellow signal lined olive green, with blue at bottom of signal becoming dk grape at shoulder. [Unknown JI X unknown SIB] ()

JEN SE HADEJ (Dudek, Jiri Reg. 2000) Sdlg. 60 N. (28in 70cm) VE (3 -F). S. purple; style arms white and purple; F. white, veined and dusted purple, signal yellow. [Parentage unknown] ()

KONNICHIIWA (Matheny III, Ed Reg. 1999) Ed's Iris 2000

LA MOUETTE (Cook, Phillip Reg. 1999) Draycott 2000

MESSIRE MICKAEL (Peyrard, Jean Reg. 2000) Sdlg. PK 92/1. (35in 90cm) E (3 -F). S. blue violet; style arms blue; F. blue violet, center blue with yellow signal. [Exuberant Chantey X Southern Son] ()

MUFFINGTON (Bauer/Coble Reg. 2000) Sdlg. J92YY-1. (34in 87cm) M (12 -F). White, sanded and veined plum purple, edges near-white; style arms purple, crests white veined plum purple, large.. [J89F-10, Tropical Storm sib, X Tropical Storm] Ensata Gardens 2000 (Available)

NENAGLIADNY MOY (Khimina, Nataliya Reg. 2000) Sdlg. 27. (35in 90cm) M (6 -F). Mauve lilac, yellow signal with darker yellow rim; slight fragrance. [Parentage unknown] ()

ORIENTAL JEWEL (Ackerman, William L. Reg. 1999) Nicholls Garden 2000

PAGLIACCI (Hensler, Christy Ann Reg. 2000) Sdlg. 92JS11A. (24in 61cm) EM SPEC-X (3 -F). S. medium red violet, white wire edge., small blue basal flash; style arms white, heavily dusted light purple; F. white ground with pinstriping beginning as dark blue at yellow signal and changing to red violet near edge; S. cupped, upright, F. bowed. [Unknown JI X Unknown SIB] ()

PINK DACE (Copeland, Mrs. J. (Jill) Reg. 1988) HM 1996, AM 2000

PRAVE TED (Dudek, Jiri Reg. 2000) Sdlg. JI/94/1. (32in 80cm) M (3 -F). White F. with yellow signal. [Parentage unknown] ()

R. GISKARD (Smith, Stephen Reg. 2000) Sdlg. 92Sp.E.-2A. (60in 152cm) EML SPEC (3 -F). S violet (slightly redder than RHS 83B), violet purple (77A) highlights, very small; style arms violet (darker than 83B); f. violet (brighter than 83B), darker (83A) veining, narrow blue vee blending into greenish yellow signal. [I. ensata X open pollination] Joe Pye Weed 2000 (Available)

RAFFERTY (Bauer/Coble Reg. 2000) Sdlg. J92AA-3. (40in 102cm) M (6-9 -F). Lavender pink darkest in center and lightening at edge; style arms cream lavender, crests lavender; stamens often producing dark lavender pink petaloids. [J86Q-1: (Pink Bunny x J84J-6: (Kyokko x self)) X J90K-1: (J88B-1: ((Kyokko x self) x (Kyokko x Rose Prelude)) x J86DD-1: ((Kyokko x self) x (Kyokko x Rose Prelude)))] Ensata Gardens 2000 (Available)

RED RASPA (Dumas-Quesnel, Monique Reg. 1992) Dominion Seed House, Horticlub 2000

ROWDEN AMIR (Carter, John & Galen Reg. 2000) Sdlg. . (36in 91cm) EM (3 -F). S. red purple splashed white, short; style arms white, edged and tipped violet; F. white, edge heavily suffused and flushed deep violet, deep orange yellow signal. [Parentage unknown] ()



ROWDEN AUTOCRAT (Carter, John Reg. 1999) Rowden 2000

ROWDEN DAUPHIN (Carter, John & Galen Reg. 2000) Sdlg. . (36in 91cm) M (3 -F). S. purple blue; style arms purple blue, broad white midrib; F stippled deep blue to blue purple, very narrow white edge, bright yellow signal; lightly ruffled. [Parentage unknown] ()

ROWDEN EMPEROR (Carter, John Reg. 1999) Rowden 2000

ROWDEN KING (Carter, John Reg. 1999) Rowden 2000

ROWDEN KNAVE (Carter, John & Galen Reg. 2000) Sdlg. . (24-36in 60-91cm) M (3 -F). S. dark plum mulberry; style arms dark plum mulberry, fine white edge and tips; F deep plum mulberry veined darker paling to grey white at edge, signal yellow. [Parentage unknown] ()

ROWDEN KNIGHT (Carter, John & Galen Reg. 2000) Sdlg. . (30in 75cm) ML (3 -F). S. deep purple splashed white, very long and broad; style arms darkest purple; F deep purple splashed white, yellow signal, long drooping form. [Parentage unknown] ()

ROWDEN MIKADO (Carter, John Reg. 1999) Rowden 2000

ROWDEN NUNCIO (Carter, John & Galen Reg. 2000) Sdlg. . (36in 91cm) EM (3 -F). S. glowing red purple, white stripe on lower midrib, initially upright but soon relaxing to overlap F; style arms large, white, purple edge and tips; F glowing red purple, signal dark yellow with white tip, drooping form. [Parentage unknown] ()

ROWDEN PALADIN (Carter, John Reg. 1999) Rowden 2000

ROWDEN PASHA (Carter, John & Galen Reg. 2000) Sdlg. . (36in 91cm) EM (3 -F). S. pale pink veined violet, large; style arms dark violet; F pale blue veined darker blue, small primrose signal with darker center; F form rounded, lightly ruffled, overlapping. [Parentage unknown] ()

ROWDEN QUEEN (Carter, John & Galen Reg. 2000) Sdlg. . (30in 75cm) EM (6 -F). Pale grey blue veined dark blue, primrose yellow signal with slight blue halo; style arms deep violet, very small. [Parentage unknown] ()

ROWDEN SHAH (Carter, John & Galen Reg. 2000) Sdlg. . (30in 75cm) EM (3 -F). S. pink, darker pink veining; style arms deep mauve purple ; F. lilac center, blending to pink edge, overall heavy blue veining; small yellow signal with strong blue halo, lightly ruffled and overlapped. [Parentage unknown] ()

SAPPHIRE CROWN (Bauer/Coble Reg. 1996) HM 2000

SATOKAKURA (Kamo, M. by Ensata Gardens Reg. 2000) Sdlg. . (40in 102cm) VE (3 -F). S. pink; style arms light pink, very large lavender crests; F. lavender pink edged lighter. [Parentage unknown] Kamo Nursery 1993 (Available)

SHINTO SPIRIT (Hirao, S. by Ensata Gardens Reg. 2000) Sdlg. BHA-1. (32in 81cm) M (6 -F). Bright blue, large white halo, white rays; style arms white, large blue crests; form horizontal. [Parentage unknown] Ensata Gardens 2000 (Available)

SING THE BLUES (Reid, Lorena Reg. 1997) HM 2000

TULE AT DUSK (Matheny III, Ed Reg. 1999) Ed's Iris 2000

TULE AT NIGHT (Matheny III, Ed Reg. 1999) Ed's Iris 2000

TULE PLUM (Matheny III, Ed Reg. 1999) Ed's Iris 2000

TULE PRINCE (Matheny III, Ed Reg. 2000) Sdlg. J:0-21-94. (42in 107cm) L (3 -F). S. purple, edged white; style arms blue violet, crests white veined blue violet; F. white, veined blue violet, yellow signal. [Returning Tide X unknown] ()

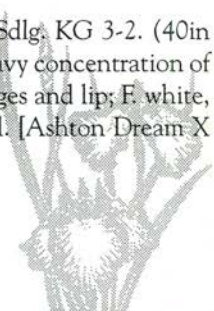
TULE STREAM (Matheny III, Ed Reg. 1999) Ed's Iris 2000

TULE WINGS (Matheny III, Ed Reg. 1999) Ed's Iris 2000

WILDERNESS FINALE (Wood, J. by S. Smart Reg. 1997) Goforth 2000

WIZARD'S MAGIC (Ackerman, William L. Reg. 2000) Sdlg. KG 3-2. (40in 107cm) E & RE (3-6 -F). S. ground color near white with heavy concentration of purple (RHS 79C/D); style arms near white, purple (79C) edges and lip; F. white, speckled and streaked purple (79C/D), greenish yellow signal. [Ashton Dream X Taffeta and Velvet] ()

Compiled by Robert Bauer



Inducing Tetraploidy: Time for new techniques?

By: R. Dennis Hager, Millington, MD

Inducing tetraploidy in Japanese iris seedlings is frustrating at best, usually resulting in failure. It is disheartening to see one's labors result in so many dead seedlings. The difficulties encountered in converting Japanese Iris diploids to tetraploids has limited the germ plasm pool that is available for hybridizing with tetraploids. Combined with low fertility of tetraploid Japanese irises, new tetraploid introductions have been slow coming, especially when compared to day lily and Siberian iris introductions. Development of a consistently reliable method of inducing tetraploidy in Japanese irises should be one of our top priorities.

Lee Walker has developed a technique of hand pollination that significantly increases the success of tetraploid crosses. He reported on that technique at the 1999 SJI Convention in Portland. With the new successes in hand pollination, increasing the tetraploid germ plasm pool could result in great advances in Japanese iris breeding.

Colchicine has been used to induce tetraploidy for over 50 years. It is a drug extracted from *Colchicum autumnale*. In humans, it is used to treat acute gouty attacks. It has a narrow margin of safety, meaning that the therapeutic dose is close to the toxic dose. As little as 3 mg taken orally can result in toxic reactions in a healthy adult. Colchicine works by stopping cell division after the chromosomes have doubled, but before the cell actually divides. It is a potent drug. Figuring the right dose and getting it to the right place at the right time is a process of trial and error. Plants are much less susceptible to the effects of colchicine than animals, so the amount that is applied to plants could be toxic or lethal, if accidentally ingested. It is also known to cause birth defects. On the plus side, it is not volatile, so accidental human exposure is rare. Safety procedures should include child-resistant closures, proper labeling and used of medicinal containers. Never place colchicine in a food container. Though colchicine is not readily absorbed through the skin, since minute quantities of the drug are toxic, skin exposure should be avoided.

More recently, several pre-emergent herbicides have been used to induce tetraploidy in other species. Treflan(R) and Surflan(R) have both been used in this application. They are both relatively less toxic to humans than colchicine. In some species, these herbicides may offer other advantages over colchicine, however there have been no quantitative studies to document such differences.

Tetraploidy is a genetic mutation. Survival of the species depends on the protection and maintenance of the genetic information. Every living organism has mechanisms to protect its genetic information. For conversion to be successful, these protective mechanisms must be overcome without destroying the plant. The right amount of mutagen must be

delivered to the proper part of the organism when it is most susceptible to the agent. For Japanese irises, this has proven quite difficult. Unfortunately, plant to plant variation makes development of standard techniques difficult. Furthermore, species to species variation makes it unlikely that proven techniques for other species can be successfully applied to Japanese irises. However, review of techniques that have been tried elsewhere may provide ideas to be tested with Japanese irises.

For the backyard scientist, Dr. McEwen describes two methods of inducing tetraploidy in The Japanese Iris, both using colchicine. The clonal method uses mature plants and a relatively high concentration (0.5%) of colchicine which is used to fill a cup that has been formed in the growing crown of the plant. One ml (less than 1/4 teaspoonful) of colchicine at that concentration contains 5 mg which is well above the toxic dose in humans. The reason for such a high dose is that mature plants are much less susceptible to the effects of mutagens. Partial conversions that do occur are likely to be overgrown by unaffected diploid cells.

Dr. McEwen's sprouted seedling method involves soaking the seedling in a much more dilute solution of colchicine (0.025% to 0.05%) followed by thoroughly rinsing. Most of the seedlings are killed because the root is killed. Prior to colchicine soaking, the seeds are germinated in a sterile medium. Mold contamination can cause failure. This procedure can be done in a test tube with a small amount of solution.

Embryo culture is also used to induce tetraploidy in Japanese irises, but it is beyond the scope of the backyard hobbyist, so it will not be discussed here.

Sam Norris from Kentucky reported on his progress with the sprouted seedling method applied to Louisiana irises. (AIS Bulletin No. 306 p 57-63) In this work, he identifies the variables which can be controlled. He has had greater success with colchicine soaks at lower temperatures.

August E. Kehr from North Carolina reported on a technique of spraying a colchicine/dimethylsulfoxide (DMSO) solution on cotyledons of magnolia seedlings with a high degree of success. He avoided the root toxicity by applying the solution to the leaves only. Since he was sprouting the seed in a soil/peat medium, he was able to avoid the mold problem, because peat suppresses mold growth. DMSO is an industrial solvent which very rapidly crosses cell membranes. It has a distinctive onion/garlic odor. When applied to the skin, its odor is almost immediately noticeable on ones breath. Though there is little evidence of toxicity, any solvent that penetrates skin so rapidly should be used with caution, especially in combination with a toxic compound such as colchicine. It is added to the solution with the expectation that it will carry colchicine with it when it enters the cell.

Considering the fact that irises are monocots and the seedlings don't have those huge post-embryonic leaves, Kehr's technique would have to be modified before applying it to irises. I am in my second year of work with such modifications. Since the emerging monocot is not designed to catch water and light the way that dicots are, spraying is not practical. Initially, I applied the solution with a swab, but it was obvious that it was having no effect. I have resorted to injecting small amounts (0.02ml to 0.05ml) of colchicine 0.075%/DMSO 2% into the emerging leaf (2mm to 8mm). I use a 29 gauge insulin syringe and try to place the point of the needle in the base of the emerging leaf, close to the meristem. The kill rate has been low (<10%) and most of the seedlings are stunned in a manner consistent with Dr. McEwen's description.

It has also been reported that injection of colchicine into the pedicel of a pollinated iris will result in tetraploid seed. This method has been used with some success in daylilies. I tried this method in 1999, but most flowers were immediately killed. Once seed pod formed and I harvested 8 mutated seeds, but none germinated. I plan to try again this year, but I will leave the needle in place and let the colchicine feed into the pedicel by gravity and static pressure. This should cause less physical trauma and hopefully net better results. Other researchers are trying this method in an attempt to produce tetraploid pollen for cross pollination.

Other factors may affect the success of conversion attempts, such as moisture levels, temperature and light, all of which affect growth rate and could affect uptake of colchicine. Future studies of induction methods should address the influence of these variables.

In conclusion, we need to work together to develop simple and reliable methods for inducing tetraploidy. By sharing our successes and failures, we can bring new excitement to the breeding of this most incredible flower.

Bellender Blue


Want-To-Be Hybridizers' Luck

Bob Bauer and John Coble

The first Japanese iris that bloomed in our gardens, about 1981, were spectacular, begged to be pollinated, made us want more, – and we were eager. We wanted to raise seedlings, but only had two plants that first year. To encourage our enthusiasm someone gave us two bee pods from PRAIRIE CHIEF (Hazzard '74) a six-fall silvery blue. We were so eager to get bloom quickly that we germinated the seed indoors in February, here in Michigan. On June 7, 1983, we lined out 114 seedlings of cross J82A.

The odds were against us of getting something new and wonderful: it is difficult to get anything special from a bee pod. Our first bit of luck came in having so many seedlings to plant. Our second bit of luck was getting one seedling that was good enough to keep around for a few years of observation. Although we kept many seedlings that first year of bloom in 1984, seedling J82A-25 performed exceptionally year after year on a vigorous plant.

BELLENDER BLUE is a big 3-Fall (single) blue purple, very early bloom season, and grows taller than any other JI in our garden and usually has two branches. After collecting over 400 named cultivars, we realized that our tall 3F blue purple seedling still had distinguishing qualities that would allow us to introduce it as one of our first introductions in 1993. We are pleased that it has performed well in most parts of the country (and abroad). The rhythmic name comes from Bob's mother's maiden name, Bellender. We are especially pleased that our first introduction has been awarded the Payne Medal.



Iris Myths and Fallacies

Clarence Mahan

The following is excerpted from the article "Iris Myths and Fallacies" published in "Symposium 2000: Printed papers of an International Symposium on Iris held in Tauranga, New Zealand 2-6th November 2000 celebrating the 50th Anniversary of the New Zealand Iris Society."

THE JAPANESE IRIS

Three fallacies have plagued the literature of the Japanese iris. The first of these is that there was an Iris Festival in ancient Japan. The second is the idea that iris breeders in Japan developed this iris long before garden irises were developed in Europe. The third fallacy is perhaps best described as an error of omission. It is the failure in the literature to explain that except in a very specific type of site it is not possible to successfully grow Japanese irises in the same location for more than four or five years.

The most accomplished translator can err when a word in a foreign language has several meanings. This is illustrated by the almost universal mistranslation of the Japanese word *ayame* into occidental languages. This word is now used in Japan to designate the Siberian iris, but in pre-modern times, it was used to designate various types of irises and *Acorus calamus angustifolius*.

The ancient Japanese Festival of the Fifth Month was called *Ayame no Sekku*. Ivan Morris's translation of the classic *Makura no Soshi* ('notes of the pillow') by the 10th century A.D. court lady Sei Shonagon provides an elegant description of the festival. Morris unfortunately did not know that the word *ayame* should have been translated "sweet flag."

¹ This failure to distinguish different types of irises was not peculiar to Japan. Europeans and North Americans have used the same name to identify various types of irises. It is not at all unusual to hear people call the sweet flag an "iris" even today.

² Ivan Morris, *The World of the Shining Prince* (NY, 1964) 161. The festival apparently originated with the Chinese who called it *Tango*. The fifth day of the fifth month on the lunar calendar was considered a day of bad omens.

³ Ivan Morris, trans., *The Pillow Book of Sei Shonagon*. (Harmodsworth, 1967) 64. "There is nothing to equal the Festival of the Fifth Month, when the scents of the iris and the sage-brush mingle so charmingly. From the Ninefold Enclosure of the Imperial Palace down to the cottages of the common folk, there is not a place where people are not busy covering their roofs with leaves of iris and branches of sage-brush. Everyone wants his own house to be decorated most luxuriantly. All this is a splendid thing which never occurs on any other occasion.... The little girls who trip along the streets are also decorated with iris, but the flowers they wear are smaller than those worn by the grown-ups. The children are proud of themselves and keep looking at the flowers on their sleeves, comparing them with those of their companions. This is all delightful, as are the little pages who play with the girls and snatch away their iris, making them burst into tears." The "sage brush" mentioned in this translation is the plant we call mugwort and the 'iris' was the sweet flag.

Two aspects of the "iris" in Sei Shonagon's book perplexed me for years. I could not understand why the discriminating court lady expressed distain for the flower of this "iris," which she described as insignificant. And then there was the matter of the fragrant leaves of this "iris." Iris leaves do not have a wonderful fragrance. The solution to these mysteries became evident when I discovered Kuribayashi and Hirao's monumental book on Japanese irises and learned that the "iris" of the so-called Iris Festival was really *Acorus calamus augustifolius*, a sweet flag species. ⁴The sweet flag has both insignificant flowers and fragrant leaves.

The Japanese now decorate their streets and stores in June, the fifth month of the lunar calendar, with representations of the Japanese iris. It makes for a beautiful display. They have made Japanese iris representations part of their celebration of the fifth month holiday, which is now called "Boys Day." The use of Japanese iris decoration on "Boys Day" is a modern innovation. Some traditionalists continue to decorate their houses with mugwort and sweet flag leaves to ward off evil spirits. This was the original purpose for hanging these plants from the eaves and rafters.

One encounters statements in articles about the Japanese iris indicating that the Japanese have held it in great esteem since ancient times. Narratives are sometimes embellished with exotic references and the mistaken idea that the large flowers and multiple falls we associate with the modern Japanese iris were commonplace in centuries past. The truth is that the ancient Japanese seem to have held *I. laevigata* in higher esteem than *I. ensata*. At times, however, even though the two species were identified by different names for more than a thousand years, there may have been some failure to distinguish between them. ⁵

The name of *I. laevigata* has always been *kakitsubata* in Japanese. It is mentioned in seven poems in *Manyōshū*, which was compiled in the latter half of the 8th century A.D. It is used in the poems as a metaphor for a beautiful woman. Sei Shonagon, writing that violet things are the most beautiful, identifies *I. laevigata* as the most beautiful violet flower. ⁶

⁴ Motojiro Kuribayashi and Shuichi Hirao. *The Japanese Iris: Its History, Varieties, and Cultivars*. (Tokyo, 1971) 26.

⁵ Even today, one finds plant nursery catalogues in Europe offering *I. laevigata* 'Rose Queen' for sale. The cultivar 'Rose Queen' is, of course, a form of *I. ensata*.

⁶ Akira Horinaka. *The Pictorial Book of Iris Laevigata*. (Ohuna, Japan, 1990) 47.



Kabuki plays and No songs mention *I. laevigata*, and one of the most famous No songs, dating from the 15th century, is entitled *Kakitsubata*. Although the Japanese iris is often featured in modern Japanese paintings and woodblock prints, *I. laevigata* is the iris most often represented in older Japanese art. Perhaps the most famous Japanese painting of irises is Korin Ogata's folding screen featuring *I. laevigata* with a background of gold.⁷

The history of the development of *I. ensata* in Japan closely parallels in time the history of bearded iris development in Europe. The Japanese have a legend that a man named Kubodera, who supposedly lived in Horikiri, sent his servant to the Asaka marshes to collect different forms of *I. ensata*. This supposedly happened in the mid-15th century, but Japanese authorities now consider the story apocryphal. There were very many natural forms of *I. ensata* by the end of the 18th century.⁸ The gardens of Horikiri became famous for their displays of Japanese irises, but until the 19th century, the different cultivars were mutations and natural variants rather than the results of deliberate breeding.

It was not until the samurai Sadatomo Matsudaira (1773-1856), usually referred to as Matsudaira Shoo, began breeding these irises in the 19th century that the Japanese iris as we know it came into being.⁹ Matsudaira is recognized in Japan as the "father of the Japanese iris." Even in his own lifetime, he was called the honorific 'Shoo,' meaning 'Great Iris Master.' The beginning of Japanese iris breeding occurred in Japan a few decades before Jean-Nicolas Lémon began developing and popularizing the bearded iris in France.¹⁰

⁷ The original painted screen, designated a national treasure of Japan, is in the Nezu Institute Museum of Fine Arts. It is reproduced in Horinaka, 186-187.

⁸ Kuribayashi and Hirao, 26. A Japanese gardening manual published in 1755 states there were several hundred different natural variants of *I. ensata*.

⁹ Kuribayashi and Hirao, 26. This reference also indicates that the term *hanashobu* to designate the Japanese iris did not come into general use until the middle of the 19th century.

¹⁰ Jean-Nicolas Lémon (1817-1895) was born in Belleville, France (now in the 20th arrondissement of Paris) where his father Nicolas had established a nursery in 1815. Although iris literature has long emphasized Lémon's importance in developing the modern bearded iris as a garden plant, it has been devoid of accurate, specific biographical information except for the fact that he died in 1895. In response to an article I wrote for the *BIS Year Book*, 1993, entitled "Who was Monsieur Lémon," François Gasnault, le conservateur en chef du patrimoine, Archives de Paris, wrote a letter to Ms. Suz Winspear. M. Gasnault's letter of September 25, 1998, revealed the younger Lémon's full name, his birth date, his wife's maiden name (Reine Florentine Guerin), and the names of his children (Lucian and Elizabeth Louise).

The third fallacy one reads about Japanese irises is contained in cultural instructions and has until now been almost universal. The fallacy is that one can successfully grow Japanese irises for many years in the same location in the garden.¹¹ This can be done only if these irises are planted where the soil is almost constantly leached with water, such as at the edge of a pond or stream or at the base of an eave spout. If they are planted where leaching does not occur, it is necessary to move them to a new location every three or four years. Dividing these irises and planting them in the same soil where they were growing will not succeed if that soil has not been subjected to extensive leaching.

Japanese irises exude a substance into the soil or by their growth process modify the soil in a remarkable way. As the substance builds up in the soil or the soil is modified by the growth cycle, it has a deleterious effect on the irises. The irises become smaller and weaker each year. If not moved, the entire clump will eventually die.

We do not know at present what the toxic substance or soil modification might be, but the result seems to be more toxic to *I. ensata* itself than it is to other irises.¹² When other types of irises, bearded or beardless, are planted where Japanese irises previously grew, most of them survive but they do not flourish. Efforts to improve the soil seem to do little to change the results. If clumps of Japanese irises are spaced three or four feet apart, it is possible to replant the divided irises in the spaces between the clumps. Planting in the space between the clumps is usually not successful if the clumps were growing closer than three feet apart. The fact that *I. ensata* deteriorates and ultimately dies if left in the same soil is one of the reasons Japanese gardeners usually grow this iris in pots. It is easy to replace the soil in pots.¹³

I asked my friend Hiroshi Shimizu, a director of the Japan Iris Society and noted authority on this species, how long it would take to be able to return the soil where Japanese irises had grown to a condition suitable for growing *I. ensata* again. He estimated that it would probably take at least ten years growing some type of green manure crop to restore the soil. Shimizu also told me of a Japanese iris grower in

¹¹ The author has been guilty of committing this fallacy. In "Hanashobu: the Romantic Japanese Iris," *American Horticulturist*, April, 1991, I not only explained how easy it is to grow the Japanese iris, but also described it as "close to being the perfect garden perennial." Hyperbole often leads to regret.

¹² There is scientific research being conducted in this area in Japan, and it is possible information has been learned of which I am unaware.

¹³ Other reasons the Japanese prefer growing *I. ensata* in pots are limited space in most Japanese gardens and the ease with which irises in pots can be moved to areas for display.

Tokyo who could not easily obtain good replacement soil for Japanese irises being grown in pots. This man attempted to sterilize his soil by heating it at a high temperature, but the experiment was not successful. Japanese irises would not grow in the treated soil.

There is another aspect of the growth process of Japanese irises that is peculiar. When they are to be grown in ordinary garden soil that is not subjected to much leaching, they must be planted deeper than they were previously growing and preferably in scooped out depressions. This is because Japanese irises tend to produce new roots above the level of the old roots. The old rhizomes soon become a hardened mass. Planting the irises in depressions allows the grower to push new soil over the rhizomes each year. Currier McEwen has pointed out that if this is not done the irises will soon deteriorate to the point that the entire clump can be pulled out of the ground without digging.¹⁴ If the irises are grown where there is leaching, this does not seem to occur. Perhaps the old rhizomes deteriorate and do not block the new rhizomes and roots when the soil is always wet.

A number of public gardens featuring Japanese irises have been opened in the United States, including several extensive displays in botanic gardens. These gardens with one notable exception have given up on Japanese irises after only a few years. The cause of the failures has been ignorance of the apparent natural toxicity problem. The one public garden where Japanese iris displays have succeeded for many decades is Swan Lake Gardens in Sumner, South Carolina. There the irises grow at the edge of a lake. The soil is constantly leached by water from the lake.

Currier McEwen recently reminded me that in the latter years of the 19th century and first decade of the 20th century, it was Japanese irises, not bearded irises, which were the rage among North American gardeners. Several major plant nurseries sold prodigious quantities of Japanese irises in the U.S. The Yokohama Nursery Company, which had a near monopoly on the wholesale trade, even established an office in New York City.¹⁵ Then almost as quickly as it had gained popularity, the Japanese iris fell from public favor. Dr. McEwen suggested to me that the rapid decline in popularity might well have been caused by a lack of knowledge of the unusual cultural demands of *I. ensata*, and this is probably a valid explanation. These cultural demands are acid soil, deep planting, and unless they are grown in soil leached by water, division every three or four years and replanting in fresh soil.

¹⁴ Currier McEwen, *The Japanese Iris* (Hanover & London, 1990) 43.

¹⁵ McEwen 8-9.

It is important for future scientific research that botanists recognize the unique characteristics of *I. ensata* within the genus. When this species was first introduced to the occident in the middle of the 19th century, some botanists thought that its great diversity of form and color must indicate that it was a hybrid. We know now that this is not the case. The Japanese iris with all its many forms, patterns and variations is the only popular garden iris that is derived from a single species. The owners of the Japanese gardens at Horikiri undoubtedly speeded up the natural evolution of forms and colors of *I. ensata* by collecting large numbers of natural variants and growing them in the same place, but it is significant that there were many natural variants collected from the wild.

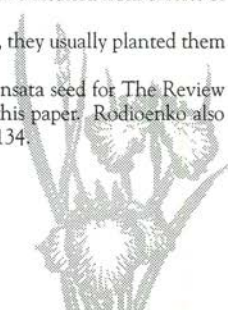
Other rhizomous iris species successfully increase vegetatively as well as sexually. Unlike the other species, the vegetatively produced offspring of *I. ensata* can survive only if the area in which the new plants grow is a highly specialized environment. If the soil is not leached with water, the vegetatively produced increase of this species will not survive for more than a few years. This suggests that *I. ensata* must be very adept at sexual reproduction if it is to survive in the wild. So it is. This species readily sets seed. It also produces a seed with a unique design within the genera. The flat, lightweight, winged design of the seed enables it to be carried to new locations by water and by wind. A species that seems to poison its own soil needs a seed that will be carried far away.

At least three other iris species compete with *I. ensata* for habitat. The species *I. laevigata* is a true hydrophyte and it has advantages over *I. ensata* in water. On the other hand, *I. sanguinea* vies with *I. ensata* on land and can withstand drought better than *I. ensata* can. The dominance of other species in water and on dry land relegates *I. ensata* to highly specialized environments near streams in meadows that are often flooded or at the edges of swamps. A similar type of habitat is also attractive to *I. setosa*, a hydrochore that spreads rapidly and can be a tough competitor.

¹⁶ Even Dykes thought that some garden forms of the Japanese iris might have resulted from crosses of *I. ensata* (syn. *I. kaempferi*) and *I. setosa*. See Dykes, *Genus Iris* 76.

¹⁷ McEwen 38. When the Japanese began to collect wild forms of *I. ensata*, they usually planted them in rice paddies.

¹⁸ Hiroshi Shimizu has written an article on the wind dispersal of wild *I. ensata* seed for *The Review of the Society for Japanese Irises*, but it has not been published as I write this paper. Rodioenko also has observed that *I. ensata* is an anemochore. See Rodioenko, *Genus Iris* 134.



Perhaps the reason *I. ensata* has produced so many forms in the wild is related to its effort to compete with these other irises. Certain characteristics of *I. ensata* suggest that it may be a secondary (pre-climax) species whereas the iris species with which it competes are perhaps primary species. These characteristics are efficient dispersal by light wind-borne seeds and a shorter life span than the other species.¹⁹ If this should prove to be correct, it would mean that *I. ensata* is in evolutionary terms one of the older apogon iris species.

Why would a species produce a substance toxic to itself or so affect the soil where it is growing that its vegetatively produced offspring cannot survive in the same locale for long? The answer might be that in its natural environment *I. ensata* is competing for survival with other plants that might also be adversely affected by the toxicity or soil modification. If those other plants were not as adept at sexual reproduction as *I. ensata*, they would have a competitive disadvantage. If allelopathy is the explanation, the plants with which *I. ensata* is competing need not be irises. On the other hand, the explanation might be related to another distinguishing trait of this species, namely its extreme intolerance of alkalinity. We know that leaching reduces alkali salts; causes a loss of free calcium carbonate and exchangeable bases (calcium, sodium, potassium, magnesium) and their replacement by hydrogen ions with a resultant lowering of the pH; and causes mobilization of iron and aluminum.²⁰

Iris ensata is a diploid with a chromosome number of $2n=24$. No other diploid iris species has anywhere near the diversity of form, pattern, and color as this species. Why? Is there a genetic instability peculiar to this species? Was this species at a stage of rapid evolution even before man intervened to bring clones into the unnatural garden setting? Could there be a relationship between the tendency of this species to mutate and the apparent toxic impact it has on the soil? Is *I. ensata* a secondary species that is in nature being replaced by primary species? If it is a secondary species, is its apparent tendency to mutate possibly caused by its struggle to compete with primary species?

¹⁹ Joy Tivy, *Biogeography: A Study of Plants in the Ecosphere*. (Burnt Mill, Harlow, 1993) 152-158, explains the ecological theory of succession. She defines it as "sequential change in the form and composition of biomass through time" and states that it is "one of the most universal---albeit contentious---biological concepts." It appears that much of the research in this area has involved forests. Secondary (pre-climax) species are older and have shorter life spans than primary species. Larger seeds, persistent seedlings, and rapid growth in areas where secondary species previously were growing characterize primary species.

²⁰ Tivy 164-165.


The Japanese iris has unique characteristics. There are many issues involving the Japanese iris to provide a rich menu for future scientific research. The gardener, however, needs to know that it is futile to attempt to grow this iris in the same location for more than a few years unless the site is constantly subjected to leaching.

In summary

The Japanese iris (*I. ensata*) was not the iris mentioned in classical Japanese literature. That iris was *I. laevigata*. The myth that there was an "Iris Festival" in ancient Japan is based on an erroneous translation of the Japanese word *ayame*. There was an ancient festival called *Ayame no Sekku* on the fifth day of the fifth month of the lunar calendar, but the plant involved was not an iris but the sweet flag, *Acorus calamus augustifolius*. The Japanese iris was not bred as a garden flower until early in the 19th century.

Future writing about the Japanese iris should be clear in reporting that it usually cannot be successfully grown in the same location for more than four or five years unless the soil where it is growing is constantly leached by water. Certain attributes of *I. ensata* indicate that it may be one of the older apogon irises. There are a number of questions about this species meriting scientific research.

The proper study of irises requires experience in growing and observing them. It requires gathering information from many disciplines so that we can fully evaluate facts and hypotheses in iris literature. When facts or hypotheses seem to have questionable validity, a scientific attitude requires that we reexamine them with candor and logic. Believing in impossible things is a virtue only on the other side of Alice's looking glass, and repeating a thing three times does not make it true.



This & That

Winter hardiness: (The Review vol.37 #2 p10-11 &17 Currier McEwen & John White) I never thought about winter hardiness in Japanese irises before. We don't get more than 20 to 25 below zero and that not every winter and usually with snow cover. I do get loses over winter but only in plants that "go dormant" extra early in the fall (maybe scorch?) or have a mole tunnel under them or some critter gnawed on them under the snow. Our garden drains very well so we don't get standing water freezing on them. Sorry to hear that Maine has a hardiness problem. Jill Copeland

Trans-poson: (The Review vol.37 #2 p12 Hiroshi Shimizu) I believe that a trans-poson refers to a gene (of viral origin?) that moves in the DNA and produces a pattern like BATIK (Ensminger) and maybe like ACK-COUNTABLE (Ackerman '91). Jill Copeland

Nematodes: (The Review vol.37 #2 p12 Chad Harris) I think we need to control 1 of the many nematodes that populate the soil. Many nematodes are beneficial. Jill Copeland

Moving Japanese Irises: There are as many theories as there are Japanese Irises regarding the need to move JI's every 5 years, and how to restore the soil so that they may be replanted in the same spot. I am personally of the voodoo and snakeoil school of science, so I would hope we could explore the topic through the SJI Review.

- ✓ Do you notice a decline of vigor in your JI's planted in the same spot? If so, do you have a theory, if not do you have a theory?
- ✓ Have you replanted JI's in the same spot successfully? If so, how did you prepare the soil?

Please send your comments

Treasurer's Report

The Society For Japanese Iris

March 1, 2001

BALANCE JAN 1, 2000	21,013.72
INCOME	
Gift from Portland 1999	
Convention Auction	2193.00
Interest	1425.05
Dues	498.50
Review Advertising	48.00
JI Book Royalty	141.90
Librarian Income	211.00
Checklists	129.00
Books	0.00
Post Cards	18.00
Slide Rent	20.00
Review back issues	35.00
Member List	9.00
TOTAL INCOME	4517.45
EXPENSES	
The Review (Spring)	2855.00
The Review (Fall)	1784.00
Service Awards	306.62
Payne Medal (2) + Repair	70.00
Librarian	106.31
Membership Chairman	54.13
TOTAL EXPENSES	5176.06
BALANCE DEC 31, 2000	20,355.11

4465.14 is in Checking
5.00 is in Savings (required for Checking)
15,884.97 is in a CD at 4.9%, maturity 3-11-01.



== *The Rettig/Wirz Japanese Iris Award* ==

By Maria Gerbracht

On July 1, 2001, the Western New York Iris Society was pleased to present, for the first time, the Anna Rettig / Alfred R. Wirz Award. The occasion of the inaugural presentation was the AIS accredited Japanese Iris Show held on the lawn of the Buffalo & Erie County Historical Society. The Rettig/Wirz Award consists of a beautiful vase & certificate. Show chair, Judy Tucholski, congratulated Sarah Marley for her meticulous groomed winning entry, "Royal One". This Japanese Iris is a William L. Ackerman introduction with pale lavender standards, falls of pale lavender veined darker, and yellow green signal.

The Rettig/ Wirz Award was established to recognize the contributions that Alfred R. Wirz and Anna Rettig made to foster knowledge for the successful growing of Japanese Iris in this area. Both have hybridized fine specimens for our enjoyment.

Al Wirz became a member of AIS & Region 2 by joining Niagara South West (now WNYIS) in January 1965. He was the local president in 1967-69 and 1973 and then served as Empire State Iris Society Director from 1969 -1975 and treasurer from 1976-1980. He was an AIS judge from 1970-1990, and attended numerous national conventions to meet with other Japanese Iris growers.

Al's interest in Japanese Irises was influenced by Robert B. Milner, the founding president of Niagara South West Iris Society. Milner, a botanist, had worked as a hybridizer for Walter Marx and later Wayside Gardens in Ohio. Al started his JI growing project with eight varieties bought from Wayside. As he became successful at growing these beauties in his Kenmore , NY garden he began to hybridize . Three of his introductions are listed in the first Japanese Iris Checklist of 1996. They are "Prince Theodor", "Imbertus Rex", & "Cartersan".

Al encouraged Anna Rettig to grow Japanese Iris by giving her several seedpods, from which she raised her first crop of seedlings. Having success with these she began her own crosses. Numerous crossings and seedlings later, Anna is an internationally known hybridizer. In 1992 she was encouraged to send her introductions to the guest gardens for the Japanese Convention in Maryland. She was pleasantly surprised to have her introductions of "Niagara Power" and "Stella Niagara" tie for second place among the guest irises of favorite guest irises from out of the area.

The Rettig/Wirz Japanese Iris Award

continued

Anna has given presentations to the WNYIS on the cultural requirements of the Japanese Iris. She is always willing to share her tips & suggestions gained over the years. Stop in at her garden (everyone does!) and she'll show you her large, pure white with gold signals beauty "Grand Island" or her favorite "Anna Angelwings". Her 97 introduction, "Miss Buffalo ", is a stunning 3 fall with 5 " white flower with a light blue-violet wash. The standards are white, narrow magenta edge; & the styles are white flushed violet. Anna encourages us to try our hand at making crosses. Just ask & she'll give you the most direct & explicit demonstration on pollination & making crosses.

The WNYIS was blessed to have known Al Wirz and are fortunate to be able to enjoy time & tips with our Anna Rettig. Both have given us beautiful Japanese Iris to grow. Each well deserves to have this award carry their names.

Notes...

IRIS ENSATA 'HONOUR'

Currier McEwen 2001



Honour is a delightfully feminine flower with the excellent characteristic of being a continuing bloomer. The clump has a total bloom time of over a month beginning in mid season. This diploid Japanese Iris goes back to pink seedlings involving Sakurajishi, Hime Kagami and Mitsu-Sakura. Honour has 6 arching, overlapping, round and ruffled falls, stands 32" tall with an occasional branch..... \$35.00

Open Garden Days
Sundays June 16 and July 14, 1-5 p.m.
and by appointment

EARTHEART GARDENS

1709 Harpswell Neck Road • Harpsell, ME 04079-3303

(207) 833-6905

earthheart@qwi.net

Descriptive catalog \$2.00 (Refundable)

Robert Bauer
Membership Chairman
9823 E. Michigan Avenue
Galesburg, Michigan 49053

