

THE 74TH ANNUAL

BULB & PLANT

MART

THE GARDEN CLUB OF HOUSTON

HORTICULTURE GUIDE

OCTOBER 13, 14, & 15, 2016

St. John the Divine

2450 River Oaks Boulevard | Houston, TX 77019



www.gchouston.org

BULB & PLANT

MART

THE GARDEN CLUB OF HOUSTON
ORGANIZED IN 1924

Dear Fellow Gardeners,

The famous garden writer Vita Sackville-West observed “The most noteworthy thing about gardeners is that they are always optimistic, always enterprising, and never satisfied. They always look forward to doing something better than they have ever done before.”

We know that about you! You, our customers, are the reason we have worked so hard to put on the Bulb & Plant Mart for 74 years. We are a Houston institution! We strive to provide you with unique and wonderful plant and bulb selections, good advice, great expert speakers and growers, and an experience of camaraderie and gardening enthusiasm you can't find anywhere else. We applaud your optimism, and we want to help you garden better than you have ever done before!

This year we bring back the very popular Plants That Merit Attention on Saturday, reprise the Jardin Extraordinaire boutique, and are excited to introduce food trucks and a Junior Gardeners booth to delight and engage everyone in your group. We want your experience to be fun, educational and productive – like you, we are optimistic, enterprising, and never satisfied! We are always looking for new ways to help you know and share the love of gardening.

Every bit of our profit from the Bulb & Plant Mart goes into our community, through our ongoing Projects and numerous grants to local organizations. Your purchases plant the seeds of great things in the Houston area! Check out our list of recent recipients and Projects in this Guide or on our website, www.gchouston.org, to learn more about what we do.

Thank you for coming, thank you for your purchases, and thank you for joining us in the fun of gardening in the Houston area. We hope you have a wonderful experience at the Mart!

Cindy Wallace

2016-17 President, The Garden Club of Houston

Member Club of The Garden Club of America since 1932

Proceeds from the GCH Annual Bulb & Plant Mart Support:

Museum of Fine Arts, Houston (Bissonnet) Enhancing the South Lawn, including the urns since 1931; maintaining and planting the Alice Pratt Brown Garden; providing flower arrangements for exhibit openings. Project since 1981

Museum of Fine Arts, Houston (Rienzi) Maintaining gardens and grounds, now 99% organic; garden construction; planting seasonal color and bulbs; decorating Christmas Trees. Project since 1998

Hogg Bird Sanctuary, Partners for Plants

GCH has partnered with Houston Parks and Recreation Department, as well as, Memorial Park Conservancy to manually remove invasives and replant appropriate native plants which would improve the ecosystem for birds and other wildlife and prevent erosion on the site. Project since 2014

Houston Museum of Natural Science Funding for summer fellowship; support of the Cockrell Butterfly Center and staff education; printing Butterfly Gardening Guides and Plant brochures; funding traveling butterfly exhibit. Project since 1997

The Garden Club of Houston Park at the Medical Center Maintaining the gardens and planters; planting bulbs and seasonal color. Project since 1982

Houston Hospice Gardens Restoring and maintaining the gardens and grounds; planting bulbs, annuals and perennials. Project since 1991

Urban Harvest Sponsoring Houston area school gardens.

Additional Contributions 2015-2016

Amazing Place	MD Anderson Cancer Center
Asia Society Texas Center	Memorial Park Conservancy
Bayou Greenways	The Mercer Society
Buffalo Bayou Partnership	National Wildlife Federation
Briargrove Elementary School	Nature Discovery Center
The Brookwood Community	Native Prairies Assoc. of Texas
Christ Church Cathedral	The Orange Show at Smither Park
The Church of St. John the Divine	The Parish School
Garden Kids of Kemah	Pumpkin Park
The Gathering Place	St. Martin's Episcopal Church
Hermann Park Conservancy	St. Paul's Methodist Church
Houston Arboretum and Nature Center	Student Conservation Assoc.
Houston Parks and Recreation Dept.	UT Health Science Center
Katy Prairie Conservancy	Useful Wild Plants of Texas
	Young Audiences of Houston

Table of Contents

<u>Amaryllis/Hippeastrum</u>	16
<u>Booth Chairmen</u>	8
<u>Bulb Bar</u>	18
<u>Citrus and Fruits</u>	19
<u>Combination Gardens</u>	15
<u>Crinum and Other Lilies</u>	22
<u>Daffodils/Narcissus</u>	24
<u>Daylilies/Hemerocallis</u>	27
<u>Ferns, Grasses and Ground Covers</u>	28
<u>Gardener's Garden Shop</u>	30
<u>General Information</u>	10
<u>Gingers</u>	31
<u>Glossary</u>	64
<u>Herbs</u>	33
<u>Hyacinths (Pre-order Only)</u>	54
<u>Hostas</u>	35
<u>Iris</u>	36
<u>Organic Pesticides/Fungicides/Fertilizers</u>	14
<u>Perennials</u>	41
<u>Planting and Caring for Your Plants</u>	11
<u>Planting Calendar for Bulbs</u>	12
<u>Past Bulb & Plant Mart Chairmen</u>	4
<u>Plumerias</u>	49
<u>Rose/Rosa</u>	50
<u>Shrubs</u>	52
<u>Small Bulbs - Annual</u>	53
<u>Small Bulbs - Perennial</u>	55
<u>Succulents (and Cacti)</u>	56
<u>Trees</u>	57
<u>Tulip/Tulipa</u>	60
<u>Underwriters</u>	5
<u>Vines</u>	62

GCH Bulb & Plant Mart Past Chairs

1942	Mrs. J.C. Pryor	1975	Mrs. Henry D. Bruns II &
1943	Mrs. J.C. Pryor		Mrs. Charles D. Cottingham
1944	Mrs. J.C. Pryor &	1976	Mrs. James H. Davis &
	Mrs. J.W. Slaughter		Mrs. David Knapp
1945	Mrs. Garwood	1977	Mrs. Lovett Baker
1946	Mrs. Garwood		Mrs. Lewis A. Brown
1947	Mrs. Hilliard, Mrs Meysenberg,	1978	Mrs. Roland M. Howard
	Mrs. Slaughter	1979	Mrs. Preston Moore, Jr. &
1948	Mrs. Cochran, Mrs. Allen,		Mrs. Frank C. Smith, Jr.
	Mrs. Meysenberg	1980	Mrs. William R. Lloyd, Sr. &
1949	Mrs. Slaughter &		Mrs. Roland Howard
	Mrs. Meysenberg	1981	Mrs. Roger C. Stotler &
1950	Mrs. McAshan		Mrs. Browne Baker, Jr.
1951	Mrs. McAshan &	1982	Mrs. George C. Hancock II
	Mrs. R.H. Goodrich	1983	Mrs. James Kempner
1952	Mrs. Goodrich	1984	Mrs. George Sealy & Mrs.W.R.Smith
1953	Mrs. Victor Carter	1985	Mrs. William Lee &
1954	Mrs. Austin, Mrs. Slaughter,		Mrs. Paul Salmonsens
	Mrs. Meysenberg	1986	Sarah Brown & Suzanne Lake
1955	Mrs. A.J.K. Smith	1987	Mrs. William Conner &
1956	Mrs. Pearson		Mrs. Marshall Pengra
1957	Mrs. Charles Daly	1988	Mrs. Michael B. Raine
1958	Mrs. Ben F. Thompson	1989	Mrs. Marshall Pengra
1959	Mrs. Milton Williams	1990	Linda Ligon & Anne Tucker
1960	Mrs Edward Pearson	1991	Brooke Lee & Karen Kelsey
1961	Mrs. Forrest Lee Andrews &	1992	Adele Hedges & Nancy Godshall
	Mrs. John G. Hull	1993	Judy Tate & Ellen Donnelly
1962	Mrs. Thad T. Hutcheson,	1994	Ellen Donnelly & Suzanne Loomis
	Mrs. Forrest Lee Andrews, &	1995	Nancy Kurtz & Nina Lyons
	Mrs. Edward G. Pearson	1996	Nancy Kurtz & Nina Lyons
1963	Mrs. W. Browne Baker, Jr. &	1997	Susan Garwood & Adrienne Bullard
	Mrs. Hugh R. Goodrich	1998	Sarita Hixon & Nancy Etheridge
1964	Mrs. Hugh Goodrich &	1999	Nancy Etheridge & Mary King
	Mrs. Shelby Gibbs	2000	Debby Francis, Gail Hendryx,
1965	Mrs. George H.W. Bush &		Marjorie Crawford
	Mrs. Baine P. Kerr	2001	Gail Hendryx & Leslye Weaver
1966	Mrs. James E. McAshan &	2002	Barbara Kraft & Debra Wolcott
	Mrs. Ernest Eutiser, Jr.	2003	Mary Hayes & Mimi Kerr
1967	Mrs. Forest Lee Andrews,	2004	Debbie Robinson &
	Mrs. Mavis Kelsey,		Marianna Brewster
	Mrs. Helson Steenland	2005	Marianna Brewster & Cindy Wallace
1968	Mrs. Frank Smith, Jr.	2006	Susan Miclette & Sally Meadows
1969	Mrs. Frank C. Nelms	2007	Pam Wallace & Jennifer Wallace
1970	Mrs. Harold Coley &	2008	Margaret Pierce & Ryland Stacy
	Mrs. Henry Hilliard	2009	Sharon Bryan & Julia Rasmussen
1971	Mrs. William D. Hawkins &	2010	Nancy Owen & Julie Griffin
	Mrs. W.T. Mendall	2011	Paule Johnston & Anne Kirkland
1972	Mrs. Sellers J. Thompson, Jr.	2012	Nancy Keely & Graeme Hicks
	Mrs. Henry Hilliard	2013	Dodie Jackson & Carol Price
1973	Mrs. R.P. Bushman &	2014	Judy Lee & Hally Carver
	Mrs. David Peake	2015	Jenny Kempner, Mundi Elam, &
1974	Mrs. John Staub &		Isabel Lummis
	Mrs. Robert L. Dabney, Jr.		

Bulb & Plant Mart Underwriters

Amaryllis

The Brown Foundation, Inc./ Elisa S. Pye

Iris

Karen A. Duddleston (*In memory of Mary Wilson Kelsey*)

Cherie H. Flores

Cornelia and Meredith Long

Tulips

Jeanie and Tom Carter

Carrie M. Horne

Sally and Robert Meadows

Margaret Wilson Reckling

Nancy Thomas

(*In honor of Sarah McMurrey and
In memory of Odette McMurrey*)

Jenny & Jim Elkins Family Fund

The Jeff B. & Katherine B. Love Foundation

Isla Reckling

Judy and Charles Tate

Pam A. Wallace

Jennifer Walalce Warren

Roses

Bob and Sally Bussian

Minnie S. Cappell

Katie Cullen

Linda and John Griffin

Ruthie and Doug Kelly

Mimi Lloyd

Margaret Owen

Alice and Terry Thomas

Leslye and David Weaver

(*In honor of Lester Grundy*)

Ellie Camberg

Maude L. Carter

Nancy and Pete Etheridge

Ann Weir Jones

Carter and Bill Lee

Vivie and Chris O'Sullivan

Carrie and Al Pepi

The Gordon A. Cain Foundation/Jim Weaver

Susan Whitfield

Randa and Charles Williams

Gingers

Kathy and James Arcidiacono

Bonner Ball

Ellie Camberg

Cathy Cleary (*In memory of Debbie Glauser*)

Curtis and Windham Architects

Gay G. Estes

Katherine and Scott Galloway

Kate Gibson

Anne Watts Horton

Robert L. Jamail

Mary Gill Jornayvaz

(*In memory of Jane B. McGill*)

Kittsie and Charlie Thomas Family Foundation/

Robin T. Klaes

Leila Mischer (*In memory of Priscilla Wandel*)

Resource Environmental Solutions, LLC.

Robin Peake Stuart

Thompson + Hanson

Chris and Merrell Athon

Adele and Lan Bentsen

Minnie Cappel

Mr. and Mrs. James R. Cravens

(*In honor of Kathy Arcidiacono*)

Cindy Fitch

Sally and Vincent Giammalva

Graeme Horne Hicks

Dodie and Richard Jackson

(*In honor of Nancy Thomas*)

Mr. and Mrs. Thomas R. Kelsey

Anne and David Kirkland

Sarah and Doug McMurrey

(*In memory of Odette H. McMurrey*)

Alix Nakfoor

June and Bob Stobaugh

Lynn and Joel Swanson

Bulb & Plant Mart Underwriters

Gingers cont.

Mary Jane Wakefield
(In honor of Mary Jornayvaz)
Virginia Seale Watt

Cindy Wallace
(In memory of Julia Wallace)
Karen & Alan Ytterberg

Citrus

Mary Beth & John Arcidiacono
(In memory of Johnny Arcidiacono)
& Brent Bechtol
(In honor of Lester Grundy and Margaret Rotan)
Mrs. W. R. Brinkoeter
(In memory of Margaret "Peggy" Dargan and W.R. Brinkoeter)
Kelli Cravens
Jane & Gus Eifler
Sidney Fay
Julia and George Hancock
Janet & Howard Hoover
Chaille Hutcheson
Nancy & Jay Kelley
Shelli & Steve Lindley
(In honor of Garden Club of Houston)
Sheila & Tad Mayfield
(In honor of Kathy Arcidiacono Sarah McMurrey)
Kathryn G. Neuhaus
Cabrina & Steven Owlsey
(In memory of Barbara Owlsey)
Margaret Rotan
Carolyn & Bill Utt
Vereen & Madison Woodward

Lucy and David Barrow
Maudie Beard & Terry Harmon/ Hailey
ROGC Azalea Trail Chairmen 2017
Rosanna Blalock
(In honor of Cindy Wallace, Mary Jornayvaz, Kathy Arcidiacono, Sarah McMurrey, Adele Bentsen)
Wendy Chiles
Verlinde H. Doubleday
(In honor of Mary Jornayvaz, Kathy Arcidiacono, and Sarah McMurrey)
Gail Wandel Hendryx
Cynthe Hughes
Shelby L. Jones
Sherry Kempner
Klinka Lollar
Mary Carter & David Marold
Laurie & Reed Morian
(In honor of Alison Tennant) & Suzanne K. Morris
Melinda H. Nickens
Carol & Dan Price
Jean Rooke
Francita & James Ulmer
(In honor of Sarah & Doug McMurrey)

Herbs

Nancy Abendshein
Blue Water Irrigation Susters, Inc.
Botanica Landscaping Services/
Stephanie Fox
Bob and Sally Bussian
(In honor of Jenny Kempner)
Denton A. Cooley, M.D.
Jennifer & Steve Dolman
Kelly Duenner
Gail and Art Faris
Hall Sprinkler, Inc.
Gayle & Scott Hoffer
Susan Keefe

Anne & Currie Bechtol
(In honor of Hailey Bechtol & all of my GCH friends)
Cathy & Gary Brock
(In honor of Watts girls)
Claire P. Caudill
Kit Detering
Ellen & Frank Donnelly
(In honor of Kathy Arcidiacono and Sarah McMurrey)
Sarita & Bob Hixon
Rebecca Hutcheson
(In memory of Ardon B. Judd, Jr.)

Bulb & Plant Mart Underwriters

Herbs cont.

Elyse & Lewis Kalmans Family Fund
(In honor of Kathy Arcidiacono)
Mary Frances Monteith
(In memory of Carolyn Monteith Clarke)
Mary & Larry Peterson
Maria and Marion Spears
Alice Timmins
*(In honor of Kathy Arcidiacono
and Mary Jornayvaz)*

Carmen Knapp
Kelli & Christopher Mize
Meg Murray
(In honor of Sarah McMurrey)
Madeleine & Richard Sheehy
*(In honor of Verlinde Doubleday
and Judy Lee)*
Emily Todd
Jan Wallace

Mart Guide Advertisers

á biento
Chateau Dominique
Greenwood King Properties
Houston Trust Company
Lucas/Eilers Design Associates
Mary Lou Swift Fine Arts
Mathilde C.F. Hofer
Walter Monteith/
River Oaks Landscaping
Tree Care, Inc./Tim Richardson

The Arbor Gate
Design Antiques Show Houston
Historic Rocksprings Hotel
Indulge
Lockton Companies
Masterson Design
Moss Landscaping
St. John the Divine Episcopal Church
Texan Capital Management, Inc.
Urban Harvest

In-Kind Donations

á biento
Ann & Sid Mashburn
Mariquita Masterson Design
Central Market
St. John the Divine Episcopal Church
Vivie O'Sullivan/Katy Cullen/Cabrina Owsley
Aliyya Stude

Baldrige Landscaping
Libbie Masterson
Point 2 Point
Dabney Pierce
House and Home Magazine
State of Grace
Mike Stude

Save the Date!
The 75th GCH Annual Bulb & Plant Mart
October 12th, 13th, & 14th, 2017

2016 BPM Chairs: Sarah McMurrey and Kathy Arcidiacono

Committee Chairs:

Advertising: Susan Cravens

Apparel: Mary Beth Arcidiacono

Barcoding: Barbara Bushong, Harriett Leavell

Cashiering: Kate Gibson, Dabney Pierce

Community Donations: Ellie Camberg, Sara Ledbetter

Conservation: Doris Heard

Data Entry: Sally Giammalva, Sheila Mayfield

Design Layout: Cedar Baldrige

Donations to BPM: Vereen Woodward

Early Bird Party: Vivie O'Sullivan, Cabrina Owsley, Katie Cullen

Hospitality: June Cowan, Renee Davis, Tonya Judah

Hostesses: Linda Griffin

Mart Guide: Nancy Keely

Plant Buyers: Estelle Lozmack and Judy Lee

Posters: Meg Murray

Bulb Buyers: Graeme Hicks and Dodie Jackson

Pre-Order Bulbs: Clayton Erikson, Kelli Mize

Program Chairman: Ellen Morris

Properties: Sarah Dameris, Patricia Laurent

Publicity: Lucy Chambers, Jennifer Dolman, Alison Tennant

Raffle: Aliyya Stude

Set-Up: Mundi Elam, Jenny Kempner, Isabel Lummis

Signage: Mary Bea Wickman

Security: Elizabeth Royce, Kim Jameson

Treasurer: Ruthie Kelly

Trucking: Michelle Frazier, Katherine Lucke, Anabel Thompson

Underwriting: Mary Jornayvaz, Cheryl Monteith, Lynn Swanson

Underwriting/Data Entry: Katherine Galloway

2nd VP/Provisionals: Julie Griffin

BPM Advisory Committee:

Kate Searls, Chairman; Dabney Pierce, Clayton Erikson, Judy Lee, Laura Kelsey, Estelle Lozmack, Dodie Jackson, Graeme Hicks, Ruthie Kelly, Jenny Kempner, Isabel Lummis, Mundi Elam, Cindy Wallace and Adele Bentsen

Booth Chairs:

Amaryllis: Alice Randall, Cheryl Moore, Vivie O'Sullivan

Bulb Bar: Catherine Randall, Harriet Alexander, Elisabeth Millard

Caladiums: Sarah McMurrey

Citrus: Marjorie Crawford, Susannah Wallace

Crinum: Nancy Keely, Nancy Owen

Daffodils: Janet Cravens, Anne Frischkorn, Gwen Smith

Day Lilies & Hostas: Heather Firestone, Janet Hoover

Gingers: Lucy Chambers, Debbie Robinson, Liz Rotan, Tori Schroer

Herbs: Jane DiPaolo, Cheryl Monteith

Iris: Carol Price, Louise Jamail, Gail Faris

Jardin Garage Sale: Heather Bowen, Lester Grundy, Grace Pierce, Jane Broyles-Smith

Perennials: *Butterfly Plants:* Katherine Stacy

Ferns: Linda Burdine *Native Plants:* Catherine Zdunkewicz

Shade Plants: Melissa Moss *Sun Plants:* Bonnie McMurtry

Plants that Merit Attention: Nancy Thomas, Kingslea von Helms

Plumeria: Hailey Bechtol, Winifred Riser

Roses: Laura Kelsey, Kate Searls, Mathilde Hoefler

Shrubs: Susan Reedy, Karen Ytterberg

Small Bulbs, Annuals: Carrie Pepi, Mary Sommers Pyne

Small Bulbs, Perennials: Laura Crawford, Dana Parkey

Succulents: Sue White, Teresa Elsom

Trees: Susan Garwood, Patty Porter

Tulips: Sharon Bryan, Elisa Pye

Vines: Jennifer Arnold, Susan Lummis, Emily Wilde

Guest Experts in Booths:

Friday: 9am-1pm TREE BOOTH Scooter Cheatham and Lynn Marshall of Useful Wild Plants, Austin, Tx.

Saturday: 9am-2pm PLANTS THAT MERIT ATTENTION This very special booth is only open for a very brief time. Please visit with our own Nancy Thomas and Kingslea von Helms and visiting expert Mike Lowery and see this treasure trove of unusual and hard-to-find plants.

Speakers Schedule 2016

Saturday October 15

10:00am: Mary Anne Weber with Audubon: Native Birds of Prey

11:00am: Barbara Keller-Willy with Monarch Gateway: Creating Monarch host gardens along their coastal migratory flyways

12:00pm: Shelley Rice, Beekeeper: All Things Bees

General Information

This educational horticulture book is given free of charge to each visitor attending The Garden Club of Houston Bulb & Plant Mart. We hope you will use this book as a list of many of the plants sold at the Mart and as a general reference book for plants in Houston.

Availability of Bulbs and Plants: Due to the printing deadline for this Mart Guide, some of our inventory could not be included. Also, some plants listed may not be available at the time of the Mart.

Suitability of Bulbs and Plants: Our booth chairmen and growers seek out plant material that is uniquely well-suited to Houston. The inventory offered has been thoughtfully selected and tested so gardeners will find the bulbs and plants satisfactory.

Important Note: Some of the bulbs, plants (often including their fruits, berries, flowers and branches) and other materials for sale at The Garden Club of Houston Bulb & Plant Mart may be poisonous and/or may cause an allergic reaction, serious bodily injury, or even death if eaten or inhaled, purposes for which they are not intended. We have tried to indicate those plants known to us to be poisonous with the designation ☠ but cannot guarantee that all poisonous plants are so marked.

To Pre-Order Bulbs for Next Year: In July 2017, a pre-order form will be available on our website: www.gchouston.org. To receive advance notice of items to be sold at the Mart, please send your name, address, e-mail address and phone number to: The Garden Club of Houston, Bulb & Plant Mart, 4212 San Felipe, PMB 486, Houston, Texas 77027-2902.

Caveat: Descriptions, growing conditions, and care of bulbs and plant materials are summarized from various sources: our members' growing experiences, the growers' expertise, online searches, *The Southern Living Garden Book*, *The A-Z Encyclopedia of Garden Plants* from the American Horticultural Society and other research books.

Although we have made every effort to be accurate, sometimes plants and bulbs grow differently than described. Houston's climate and your own planting site introduce a "wild card." Please share your experiences with our bulbs and plants with the volunteers in the booths.

All bulbs, unless noted otherwise, should be considered annuals in Houston's climate.

Recycling Tip: Black nursery pots can be recycled at the Houston Arboretum & Nature Center, 4501 Woodway. Place pots in the dumpster in the far corner of the parking lot.

Planting and Caring for Your Plants

Soil: Before adding anything to your soil, test your soil with a kit or use the Texas A & M soil analysis service. (**Go to <http://soiltesting.TAMU.edu/files/soilwebform.pdf>** to download forms and instructions) A report will be sent to you indicating the content of your soil and any nutrients needed. The term pH is the measure of the acidity or alkalinity of the soil. A pH between 5.5-6.5 is preferable for most plants. The pH of the soil affects how the plant receives nutrients. A soil sample will provide you with information needed for any pH adjustment. If your soil has what it needs, your plants will be healthier and need fewer fertilizers and pesticides. There are many ways to enrich your soil.

Compost: Made from once-living organisms (usually plants or manures) which have been broken down over time by microorganisms. Uncomposted organic matter in your garden will slowly break down using the nitrogen in the soil, thereby robbing the plants of much needed nutrients. Compost contains the nutrients and organic matter (especially nitrogen) needed by plants to thrive.

Manure: Must be properly composted to ensure against disease (*E. coli* can live in uncomposted manure for close to two years). Manure has a high level of nutrients and is available for purchase from garden centers and soil retailers unless you have access to horse or cow manure and want to compost it yourself.

Yard waste: There are comprehensive instructions on the ins-and-outs of composting at: <http://aggie-horticulture.tamu.edu/publications/landscape/compost/intro.html>. Adding food waste to your compost can be a problem. Get as much information as you can before adding meat or dairy. You can buy compost or humus at a garden store or retailer, but home-made is always best.

Nutrients: Natural fertilizers such as blood meal, seaweed extracts, fish emulsion, bone meal, etc. release nutrients over a long period of time and are less likely to burn plants. They also contain micronutrients that synthetic fertilizers do not. Synthetic fertilizer will be more effective in the short run, but it can burn plants and doesn't have the staying power of organic fertilizer. Slow release fertilizers work well and generally do not burn the plant.

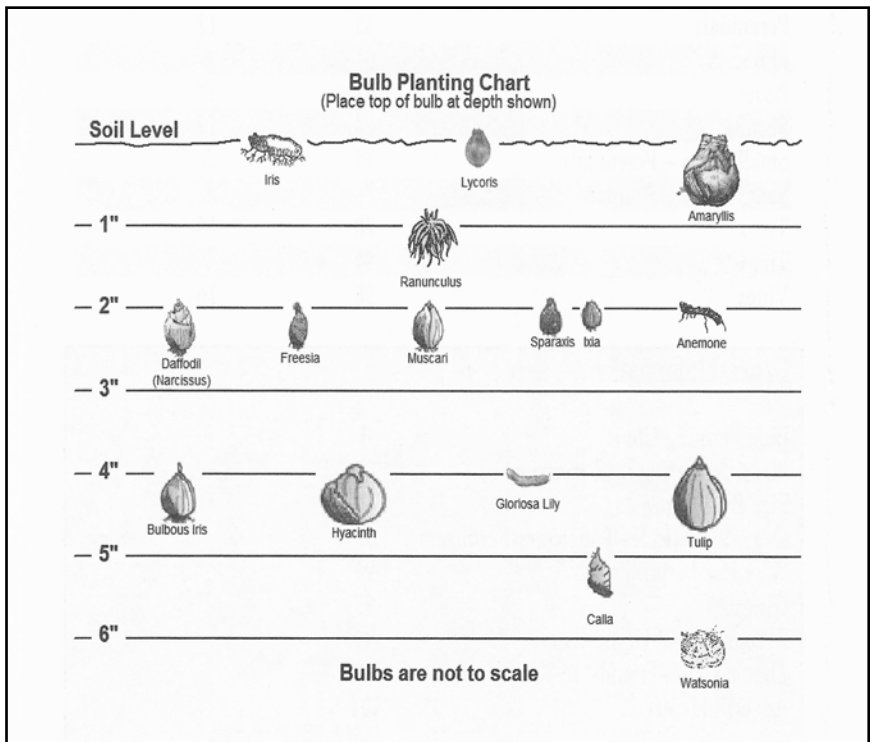
Planting: Using your fingers, gently separate matted roots when you remove the plant from the container. If roots are matted at the bottom of the pot, cut or pull off the mat so that new roots will form. In large plants it is a good idea to take a knife and cut and spread out roots. (If the roots are growing in a circle around the bottom of the pot, they will continue to grow that way in the ground unless you free them.) Plant so that the root ball is even with the soil surface. Pat the soil firmly around the roots and water gently. Check new plants daily for about two weeks to make certain they are getting enough water.

Watering: Water is essential for all living things. The root system of your plant is alive and therefore needs to be hydrated. However, too much water can drown the roots of your plant. Most plants prefer consistently moist, well-drained soil. In the summer, try not to water between 10 a.m. and 4 p.m. because of high evaporation loss. In the winter, try not to water in the evening. The cooler overnight temperatures and moisture will increase chances for fungus and other plant diseases. The best time to water is early morning. Soaker or drip hoses provide water without the evaporation caused by sprinklers and prevent erosion and runoff. Moisture sensors can greatly reduce water usage.

Mulching: Two-to-four inches of mulch reduces the evaporation of moisture from the soil and helps to prevent weeds. Mulch in the spring with pine straw or composted pine bark mulch, which will add organic matter to the soil. Don't pile mulch too close to plant stems or tree trunks.

Weeding: Weeding eliminates competition for space, nutrients and water; it also improves air circulation, which reduces risk of disease. Handpicking is the best control environmentally, but the most labor intensive. Mulching and ground covers are effective. If you are overwhelmed and feel you must use a synthetic herbicide, follow the label directions to the letter (something you should do with all plant products).

***Improper use of pesticides, herbicides and fertilizers - whether organic or synthetic - can have very serious consequences for local ecosystems and human health.**



Planting Calendar for Bulbs

October: Allium, Anemone, Bletilla, Calla Lily, Crocus, Iris, Freesia, Ixia, Leucojum, Lycoris, Milla, Montbretia, Muscari, Ornithogalum, Oxalis, Ranunculus, Scilla, Sparaxis, Watsonia, Zephyranthes.

November: Allium, Amaryllis, Crocus, Daffodil, Freesia, Homeria, Ixia, Leucojum, Milla, Muscari, Narcissus, Ornithogalum, Sparaxis, Watsonia,

December: (Early) Allium, Amaryllis, Ixia, Sparaxis, Zephyranthes.

January: Plant refrigerated tulips every two-to-three weeks until mid-February to extend their blooming time.

Most plants included here like moist, well-drained soil. More complicated soil requirements will be indicated in plant descriptions with the following symbols:

-  *Full Sun*
-  *Shade*
-  *Part Sun*
-  *Protect in cold weather*
-  *Parts of plants are poisonous when eaten*
-  *Tolerates wet feet*
-  *Good cut flower*
-  *Naturalizes in Houston*
-  *Texas Native*
-  *Hummingbirds*
-  *Birds*
-  *Butterflies*
-  *Bees*

For good, well-researched information on gardening in Texas go to:
<http://agriflifeextension.tamu.edu>



Organic Pesticides/Fungicides/Fertilizers

Pesticides:

Avoid using any sprays during the heat of the day or in direct sunlight. Spray in late afternoon or early evening.

1. Citrus Pesticide Spray: The peel of the citrus acts as a nerve poison on soft-bodied insects. Chop the peel of one orange or lemon; add pieces to 4 cups boiling water and let steep overnight. Strain through a thin, meshed strainer, cheesecloth or old pantyhose. Be sure to spray the undersides of leaves, which is where the bugs live.

2. Garlic Pepper/Tea Concentrate Spray: Fill a blender 1/2-to-3/4 full of water. Add 2 bulbs of garlic and 2 hot peppers; liquefy. Strain the solids as in Citrus Pesticide. Add enough water to the juice to make 1 gallon of liquid. Use 1/4 cup of liquid per gallon of spray. Test before use, as this spray can cause leaf burn on some plants.

Fungicides:

1. Cornmeal Juice: Put one cup of food-grade or cheaper horticultural cornmeal (available at Southwest Fertilizer) in nylon stocking, place in one gallon of water, and use as spray without further dilution. As a fertilizer you can work 2 lbs. dry cornmeal into every 100 sq. ft. of soil; water well. One application per season.

2. Vinegar: Use for black spot and other fungal diseases on roses. Mix 3 tbsp. natural apple cider vinegar in one gallon of water. Spray during the cool part of the day; late afternoon or evening during the summer. For extra power, add 1 tbsp. of molasses per 1 gallon of water.

3. Baking soda: Use for powdery mildew or black spot on roses. Use 2 tbsp. of baking soda per gallon of water.

Fertilizers:

1. Manure/Compost Tea Concentrate: This can also be effective as pesticide/fungicide. Fill a 5-15 gallon plastic bucket half full of compost or well-composted manure and half with water. Let the mix sit for 10-14 days. Dilute to one part compost tea to 4-10 parts water (should look like iced tea). This equates to 6-8 oz. of compost tea to one gallon of water. Strain out the solids as with the citrus pesticide before spraying. Spray on foliage of plants. *Caution: Manure that is not well-composted can contain pathogenic organisms such as E. coli and salmonella.*

[Source: Bart Brechter, Curator, Bayou Bend Gardens, Houston:
Notes from his lecture to The Garden Club of Houston, January 2009]

Combination Gardens

***Please note that all tulips require a minimum 6 weeks of refrigeration before planting.**

In the Pink Garden -- Early-Season Garden with: Angelique and Mystic van Eijk tulips, Pink Pearl hyacinth and Rose ranunculus.

Color Explosion Garden -- Early-Season Garden with: Monte Orange, Monte Carlo and Angelique tulips, Monal daffodil and Purple Sensation hyacinth.

Country French Garden -- Early-Season Garden with: Blue Muscari , Avalanche daffodil, Monte Carlo tulip and mixed crocus.

Something Old and Something New -- Mid-Season Blooming Garden with: Fortune and Misty Glen daffodils and Orleans and Flaming Flag tulips.

Sunshine Garden -- Mid-Season Blooming Garden with: Golden Dawn and Tahiti daffodils, Sunny Prince tulip and Flamenco ranunculus.

Singing the Blues -- Mid-Season Blooming Garden with: Purple Lady tulip, Mr. Fokker anemone, Blue Jacket hyacinth and Tel-Star Dutch iris.

Valentine Garden -- Mid-Season Blooming Garden with: Mount Hood daffodil, Lady van Eijk and Ile de France tulips and The Bride anemone.

Just White -- Mid-Season Blooming Garden with: Clearwater tulip, Misty Glen daffodil, Album White muscari and white leucojum.

Candyland Garden -- Late Season Blooming Garden with: World Expression tulip, Pink Silk and Pipit daffodils, Purple Sensation allium and mixed sparaxis.

Patriotic Garden—Mid-Season Garden with: Ile de France tulip, Misty Glen daffodil, Telstar Dutch iris and Blue Jacket hyacinth.

Dab on Your Colors Gardens

Plant your school colors and show your spirit!

TCU -- Mid- Season Blooming Garden with: Purple Lady tulip and Mount Hood daffodil.

SMU -- Mid-Season Blooming Garden with: His Excellency and The Bride anemones.

A & M-- Mid- Season Blooming Garden with: Merlot ranunculus and Antarctica hyacinth.

UT -- Late- Season Blooming Garden with: Princess Irene tulip and Butterfly Mix daffodils.

OU -- Late- Season Blooming Garden with: World Expression tulip.

Amaryllis/Hippeastrum*Amaryllidaceae***Inside Sumners Hall**

Native to the tropics, this versatile bulb for Houston has many spectacular blooms atop sturdy stalks. A perfect holiday gift, it is easy to grow in a pot or in the garden and can even be grown in water, although the water robs the bulb of nutrients needed for the next year's flowering.

Planting in Pots with Soil for Forcing: 6 to 8 weeks before desired blooming, select a heavy pot 1"-2" larger in diameter than bulb. If the pot is clay, soak it in water overnight. Soak the bulb roots, if any, in water for several hours prior to planting. Mound soil in center of pot. Arrange moistened roots over the mound. Firmly fill with soil, leaving 1/3 of bulb above soil line. Water thoroughly and place in a bright room. Keep moist, not wet.

When flower stalks appear, rotate 1/4 turn each day so stalks will grow straight. When blooms appear, stake the stem for support and move plant to a cool, not too sunny, location. Water while plant is blooming, but do not fertilize and do not wet foliage. Cooler temperatures delay blooming.

After blooming period, remove flower, but not leaves, as they are critical to rejuvenation. Place pots outdoors in filtered light. Water thoroughly. Feed 1/2 strength water-soluble fertilizer weekly through the summer. In September gradually stop watering and quit fertilizing. Turn pot on its side or bring inside to keep dry. When foliage has yellowed and dried, cut to 1" above bulb. Store in a cool, dry, dark place for a minimum of 8 weeks.

Planting in the Garden: When weather warms, remove bulbs from pots and plant about 12" apart in a well-drained location with rich soil barely covering the top. Water and feed during summer. Plants go dormant in the winter. When growth begins in the spring, fertilize with a 5-10-10 mixture. Excess nitrogen promotes vegetative growth, reducing flowering. Plants will bloom in the spring and naturalize in your garden. Divide every 3 to 4 years in the fall.

Hippeastrum

H. 'Alfredo' Double, white with green throat.

H. 'Aphrodite' Double, white with thin red edge.

H. 'Apple Blossom' Single, pure white brushed with soft pink.

H. 'Benefica' Single, maroon

H. 'Christmas Gift' Single, white, yellow with green throat.

H. 'Clown' Single, white petals with scarlet red stripes.

H. 'Dancing Queen' Double, large red with white stripe.

H. 'Exotic Peacock' Double, scarlet with white accents

H. 'Exposure' Single, vibrant strong pink with white streaks, green throat.

H. 'Ferrari' Single, bright red.

H. 'Flaming Peacock' Double, white, red and orange-red.

H. 'Green Goddess' Large white with delicate green center.

H. 'Lady Jane' Double, coral with white stripes.

H. 'Lemon Lime' Dwarf, soft yellow-green.

H. 'Orange Sovereign' Single, brilliant tangerine.

H. 'Papillo' Single, light green brush with mauve.

H. 'Picotee' White, edged with red.

H. 'Red Peacock' Double, fiery red.

H. 'Rilona' Single, soft salmon orange.

H. 'Samba' Red bordered with white.

H. 'Susan' Single, clear pink.

H. 'White Peacock' Double, huge, white.



Bulb Bar
Inside Summers Hall

This is an all-inclusive, one stop shopping for the bulb lover on your list. Great for Christmas or any time!
There will be two selections available:

Royal Velvet Amaryllis - A single in a rich velvet red. Ordered especially for the Bulb Bar in time to force for Christmas.

OR

Zivas - The ever popular, wonderful smelling winter delight!

Just Add Water!

We will have everything you need to force the bulbs in a container so you can give them as a gift or take home for yourself. Volunteers are standing by to help with your selections.

Join us at the bar, and grab one for yourself and one for a friend!



Citrus and Fruits Outside Tent



Availability is dependent on our growers.

Citrus

These evergreen trees and shrubs are highly valued for fruit and as landscaping plants. They offer year-round attractive form, glossy, deep green foliage, fragrant flowers, and decorative, delicious fruit in season. Citrus is an important host plant for indigenous butterflies and provides nectar to a variety of pollinators. The caterpillars often look like bird droppings on a leaf so be careful not to harm them.

Citrus requires good drainage and will not tolerate standing water. Danger from over-watering is greatest in clay soil where pore spaces are diminished. Do not plant citrus in locations where water stands more than 12 hours after a rainfall, even in improved soils or raised beds. Most citrus prefers full to partial sun. Some protection from the hottest southwestern exposure in mid-afternoon is appreciated.

Dig a hole twice as wide as the container, and 1”-3” shallower than the root ball. You may loosen the sides of the hole with a spading fork, if desired. Set the tree in the prepared hole and backfill with loosened native soil to 1/2 of the depth. Do not amend the fill soil with fertilizers or soil conditioners. Tamp this fill firmly, but not packed hard. Fill the hole with water and allow this to drain completely before finishing planting. After the water has drained, fill the rest of the hole with the same native soil. Water again, filling and draining at least twice to insure complete saturation of the root ball and the surrounding soil. The shallow hole will result in the tree sitting slightly higher than the surrounding grade. This will assist with drainage. The “shoulder” that is above grade will be covered with the remaining fill soil. Apply mulch.

Keep the soil evenly moist, but not soggy, until the tree is putting on new growth. Allow soil to dry slightly between watering, but do not allow the tree to wilt. Once established, citrus does not need too much supplemental watering except during periods of hot dry weather. Do not apply fertilizer until the start of the following season. Use a balanced citrus fertilizer that supplies N-P-K and minor nutrients. Citrus can benefit from the application of several handfuls of Epsom salts every 3-4 months.

Allow fruit to ripen on the tree. Citrus may be ripe *before full color is attained*. Begin tasting the fruits as soon as some color shows on the rind. Harvest the majority of the fruit once peak flavor is detected.

BLUEBERRIES

Premiere Berries are medium to large size with good color, stem scar and flavor. Plants are productive, vigorous, and have an upright growth habit. Ripens late May to early June, requires 500-550 chill hours.

TifBlue Most universally outstanding rabbiteye blueberry grown to date. Fruits are large, light blue and ripen late in the season. Bush is vigorous and very productive. Requires 350-400 chill hours.

AVOCADO (found by our late friend Joey Rivers in Uvalde, Texas)

Joey Egg-shaped fruit is medium in size. It has excellent flavor, skin is purple/black in color. Pick a sunny spot with good drainage. Be careful of freezing and sunburn in the first couple years.

CLEMENTINE

Nules Can be grown as a patio tree. Easy to peel and sweet orange fruit. Thin rind. If planted in ground, grows to 6-8'. Cold hardy to Zone 8.

FIGS (*Ficus*) Figs are easy to grow, drought tolerant, and are relatively disease and pest free. They are a wonderful in the garden and are a practical way of creating a large, full screen. You can also plant one as a large, dramatic accent plant. The sculptured trunks and limbs provide winter interest. The added bonus is the delicious fruit in the summer and fall! Most fig trees mature anywhere from 12' x 12' to 20' x 20' & can easily be pruned if absolutely necessary. All figs need sun and a well-drained soil. ☀️🌑

Celeste Small, brown to purple fig. Most cold hardy of all fig varieties evaluated in Texas. Usually ripens mid- late June.

Italian Honey Grow best in full sunlight and fast draining soils with a pH of 6.5 and produce golden to amber yellow, fleshy sweet-tasting fruits

KUMQUATS

Meiwa Round fruit, sweet flavor. Cold hardy to 17°F or below. Bright orange flesh. Ripens mid to late November.

LIMES

Key(Mexican Thornless) Upright thornless tree. Fruit is small, thin skinned and has very few seeds. Very aromatic, juicy and acidic. Ripens mid-September to early October.

Palestinian Sweet Grown as an ornamental for personal use. Fruit is yellow-green to yellow-orange. Frost tender, better suited for containers.

LEMONS

Improved Meyer Compact tree, medium size fruit, thin yellow skin, very juicy. Cold hardy to 25°F. Grows about 10' tall and 8'-10' diameter.

New Zealand Lemonade Cross between mandarin and lemon. Plant in sun with good drainage, thorns.

MANDARIN

Pong Koa Large fruit, very uniform in shape, size and color. Outstanding fruit quality sweet and very full flavored, fairly thin peel.

ORANGES

Moro Blood Vigorous tree, slightly spreading. Ranging in color from light orange to almost purple. Incredible taste. Cold hard to 28°F. Ripens early to mid January.

Pineapple Leading mid-season variety, Very sweet, with good external color, and internal quality. Tree moderately vigorous, medium-large, thornless, and highly productive. More sensitive to frost than most.

Washington Navel Evergreen tree produces sweet, fragrant and seedless fruits. Does well in containers to bring inside to grow anytime.

PEACH

Dwarf Patio Dwarf trees planted in the ground outproduce container-grown peaches. But if you only have a deck, porch or rooftop patio, you can enjoy seasonal blooms and edible fruit in your urban setting. 6" tall.

SATSUMAS

Satsuma Mandarins In the Houston and surrounding areas they are wonderful *evergreen* “trees” or large shrubs. It is very important that any mandarin is picked just as yellow or orange coloring begins to appear on the skin. *Do not wait* until they are fully orange or you will have lost the best flavor and juiciness. Satsumas peel easily and are normally seedless. They grow in *full sun or light shade* and need a *moist but well-drained* bed.

Miho Extremely cold hardy. Sweet and seedless. Ripens late Sept-early Oct. Bright red-orange fruit.

TANGELO (New Variety)

Minneola Nicknamed “The Honeybell” because of its bell shape, the Minneola tangelo is a cross between a tangerine and a grapefruit. Its large size and slightly elongated “neck” make it easy to recognize. The most popular of the tangelos, seedless Minneolas are brimming with sweetly tart juice.



Crinum and Other Lilies**Outside Tent**

Crinum Amaryllidaceae Crinum are majestic plants with bold, fragrant, lily-like flowers, imposing foliage, and a strong constitution. Their 4"-6" fragrant flowers rise from clumps of long, strap-shaped leaves and bloom spring to fall. Plant 6" deep with neck above ground in humus-rich soil; water and feed heavily during summer; divide infrequently. Give ample space. ☼🌱

C. americanum Southern Swamp Lily White spider form. To 5' tall. Blooms best in sun; can be planted in partial shade. Sets out stolons.

C. herbertii Milk and wine trumpet form.

C. 'Ellen Bosanquet' Deep rose, nearly red flower. All-time favorite.

C. 'J. C. Harvey' Pale pink.

C. menhene (*C. oliganthum* x *C. procerum* 'Splendens') Dwarf red-leaf clumps, dark pink blooms.

C. 'Mystery' Bright pink.

C. oliganthum "West Indies Mini" Dwarf allied to *americanum*, white, stolons.

C. 'Queen Emma's Lily' (*C. augustum* var.) Giant crinum with purple upright leaves with pink/white spider flowers.

C. jagus 'St. Christopher' clump strap leaves, white bell flower, fragrant.

C. jagus 'Ratrayaii' Very upright leaves, white bell blossom, fragrant. RARE.

C. splendens (*C. asiaticum* var. *procerum*) Red to green upright leaves, more upright and narrow than 'Queen Emma'. Clusters of red to white blooms.

C. 'Stars and Stripes' White with bright pink stripes.

C. submersum White, tulip-form with pale pink stripe; fragrant.

C. 'Summer Nocturne' Blush colored, fragrant.

C. x amarcrinum Pale pink bloom, fragrant.

Gladiolus byzantinus BYZANTINE GLADIOLA Magenta flowers on stalks with sword-like leaves. Blooms early Summer. 2' tall. 2006 Heirloom Bulb of the Year. ☼

Gladiolus acidanthera PEACOCK ORCHID, white with magenta center flowers on stalk with sword-like leaves.

Gloriosa rothschildiana. GLORY LILY/GLORIOSA LILY. *Liliaceae*. Climbing vine with exotic, reflexed lilies of scarlet margined with yellow. Glossy, green, lance-shaped leaves climb to 6' by tendrils on leaf tips. Train on trellis or frame. Plant horizontally, 4" deep in sandy soil. Spring-to-summer-bloomer. Keep moist; reduce moisture in fall. Can rot if overwatered. ☼🌱

Hippeastrum Amaryllidaceae Hardy heirloom Amaryllis bulbs produce 2 to 4 fragrant spring blooms. Fertilize in spring and summer. Dormant in winter. Do not over water. ☼🌱

H. x johnsonii 'St. Joseph Lily' Fragrant bright red funnel-shaped flowers with white stripe on the inside.

H. evansiae 'Yellow Butterfly' Rare. Yellow with white.

Hymenocallis carolinia* SPIDER LILY *Amaryllidaceae Fragrant spider form flowers from spring to summer. Plant in fall with neck and shoulders above soil level. Little water while dormant in winter. ☀🌑☾

L x A Interdivisional Hybrid Lily (L. longiflorum Easter Lily x L. asiaticum) Liliaceae Longiflorum traits produce more of a trumpet shape and longer vase life. Asiatic traits produce warmer flower colors and upright calyx, making the flower heads face upwards. Mid-to-late-summer blooms. Plant bulbs 5"-6" deep.

To 68" tall. ☀🌑☾✂

L x A 'American Tradition' Pink.

L x A 'Red Alert' Deep red.

Lycoris* SPIDER LILY *Amaryllidaceae In early fall, leafless flower with spidery-looking stamens; followed by narrow strap leaves. Plant 3"-4" deep in good soil with neck just above soil. Water during growth period, but keep dry in summer dormancy. Feed when foliage emerges and again after blooming in Aug. and Sept.

Does not bloom first year. Don't disturb. ☀☾

L. aurea Bright yellow blooms, fall.

L. radiata Red blooms, fall.

Rhodophiala bifida* (syn. *Hippeastrum bifidum*) OXBLOOD LILY/ SCHOOLHOUSE LILY *Amaryllidaceae Hardy, dependable heirloom plant. Dark red, amaryllis-like bloom appears before leaves. Summer dormant. Tolerates heavy clay soil, heat, drought, or wet conditions. ☀🌑☾

Scadoxus* *Amaryllidaceae Blooms late spring to summer; green strap leaves die back in winter. Plant 2" deep, 4"-5" apart. Don't let soil dry out during growing period. ☀🌑☾

***S. multiflorus* BLOOD LILY** Bright-red globes with protruding red stamens.

***S. puniceus 'Natalensis'* FLAMING TORCH** Rare. Produces beautiful globes of red-orange flowers.

Zephyranthes* and *Habranthus* RAIN LILY *Amaryllidaceae Both species sprout and bloom 2 to 3 days after rain from late spring to fall. *Habranthus* flowers are trumpet to funnel-shaped and inclined at an angle. *Zephyranthes* resemble lilies or crocuses and "look up." Can take some drought. ☀☾

Z. candida White; blooms late summer, early fall.

Z. 'Capricorn' Dark Pink bud opens to a coral. Mid-late summer.

Z. citrina Mustard yellow, mid-late summer. Seeds.

Z. grandiflora Bright pink, mid-late summer.

Z. labuffarosa Pink, mid summer.

Z. labuffarosa White, large, early-mid summer. Seeds.

Z. 'Prairie Sunset' Rust to pink, mid summer.

Z. 'Regina' Light yellow, mid summer. Seeds.

Z. 'Ruth Page' Violet-pink, early-mid summer. Seeds.

Habranthus robustus Pink, early spring/summer. Seeds.

Daffodils/Narcissus

Amaryllidaceae

Inside Summers Hall



Ideal spring bulbs for the South, daffodils often increase naturally from year to year, take minimal care and offer a wonderful array of flower forms, sizes and colors. Until planted, they should be stored in mesh bags or open flats in a cool, well-ventilated place-not in the refrigerator. Keep bulbs dry until planted.

Planting in the Garden: Plant in November or December with 2" soil above the shoulder of the bulb and 1" sand beneath. Water well. Fertilize after blooming by sprinkling bulb fertilizer over the bulb bed, then scratch or water in. Special bulb fertilizers are considered best. Look for a 10-10-20 formulation. Allow foliage to wither and die naturally, as the leaves build a food source for next year's blooms. *Do not over water while dormant.*

Planting in Soil in Pots: Paperwhites and some other Tazettas are the only Narcissi suitable for growing indoors. Use the same planting instructions as above (***Planting in the Garden***). Place pots in a cool place inside and check weekly for growth. As leaves form, move to a sunny window. When blooms appear, move to a cooler place to extend blooming. Place pots outdoors after blooms fade. *Allow foliage to wither and die naturally, and do not over water while dormant.*

Forcing Bulbs with Water-Planting: Use a bowl or vase with high sides (4"-14"). Place 1-2 tbs. agricultural charcoal (available at a garden or fish store) in the bottom of the bowl to keep the water fresh. Add 2" to 4" gravel, rocks or glass marbles. Place the bulbs on top of these hard objects, but don't let bulbs touch the sides of the vase or each other, or they can rot. Add more objects to hold the bulbs upright. Plant as many bulbs as you can to make a better show. Add water just below the surface, but not touching the bulb. Keep water at this level. Place in a cool, low-light location. When roots form and growth begins, move to a sunny window. If the flower heads are heavy and the stems droop, stake the stems. Once flowers appear move to a cooler place to extend blooming time.

Narcissus make wonderful cut flowers, but give them a vase of their own. Freshly-cut stems release a substance that may cause other cut flowers to wilt.



Bi-Color

N. 'Avalanche' (Small-cupped) Multi-headed white flowers; primrose-yellow cups, scented, long-flowering; 16". Mid-season. ☼

N. 'Barrett Browning' (Small-cupped) White perianth, strong orange corona. 16". Early season.

N. 'Big Gun' (Large Cupped) Yellow turns to orange, fragrant. 12"-15". Late.

N. 'Fortune' (Large-cupped) Bright yellow perianth with warm orange corona. 20". Mid-to-late season. ☼✕

N. 'Monal' (Large-cupped) Yellow petals with bright orange cup, fragrant, early. Early. ☼

N. 'Pink Silk' (Trumpet) White with large pink cup, 14"-16" Late spring,

N. 'Tahiti' (Double) Yellow with orange ruffles, 13", Mid season.

N. 'Wave' (Large cupped) White with yellow ruffle cup, 14", Mid-Late.

White

N. 'Marvel' (Double) white with white ruffle cup, 12"-26", Late.

N. 'Misty Glen' (Small cupped) white on white, 14", Mid - Late,

N. 'Mount Hood' (Large cupped) white, 16-18", Mid season.

Yellow

N. 'Carlton' (Large-cupped) Yellow perianth. 17". Mid-to-late. ☼

N. 'Golden Dawn' (Jonquilla) Multiple (2-3) flowers, 1-1/2" width, gold perianth, orange coronas. 16"-18" stem. Mid-season. ☼

Mixed

N. 'Butterfly' Mix of bi-color, solid yellows and whites. Late season.

Miniature

N. 'Jetfire' (Cyclamineus) Strongly reflexed, 3", yellow perianth; long, bright orange trumpet fades in bright sun. 8". Early season. ☼

N. 'Pipit' (Jonquilla) Multiple flowers with yellow perianth and white streaked yellow corona. Mid-season. ☼

Paperwhite

N. 'Erlischeer' (Tazetta) Multiple flowers with double white perianths, creamy yellow coronas; fragrant. 14". Early season.

N. papyraceus 'Galilea' (Tazetta) Pure white, multi-flowers per stem. Very fragrant. Great for forcing and the garden. 12"-14". Early. ☼

N. p. 'Inball' (Tazetta) Pure white. Less musky fragrance. Large blossoms on shorter stem. 12"-13". Early season.

N. p. 'Ziva' (Tazetta) Very fragrant, white flowers. Multiple flowers per stem. Blooms 3-4 weeks after planting or forcing. 16"-20". Early season.

Texas Grown Daffodils

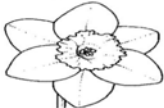
N. 'Italicus' (Tazetta) creamy petals with light yellow cup, fragrant, 12"-14", Early season ☼

N. 'Double Roman' (Tazetta) creamy mixture of white and golden orange, strong citrus fragrance, 12"-14", Early season ☼

Narcissus Divisions



Trumpet
One flower per stem



Large cupped
One flower per stem



Small cupped
One flower per stem



Double
One or more flowers per stem



Triandrus
2-6 flowers per stem



Cyclamineus
One flower per stem

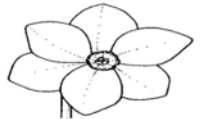
Jonquilla
1-5 very fragrant flowers per stem



Tazetta
3-20 flowers per stem



Poeticus
Up to 20 small flowers per stem



Wild or Heirloom



Split corona
One flower per stem



Includes daffodils not in other divisions

Miscellaneous

There is a lot of confusion about what to call these wonderful flowers. All are of the genus *Narcissus* and can be referred to as such. *Daffodil* refers to a specific kind of *Narcissus* which is large-flowered with flat, strap-like leaves. There are 12 generally recognized divisions of *daffodils* (see above). At the Mart, we sell only those daffodils which perform well in our area.



Daylilies *Hemerocallis*

Liliaceae

Inside Summers Hall

Few plants offer so many flowers in so many colors for so little care. Clusters of lily-like flowers at the end of leafless, wand-like stems stand well above the foliage. Tetraploids are daylilies which have twice as many chromosomes as a normal daylily. They are not necessarily better, but they are usually bigger and stronger than diploids. Daylilies generally bloom once a year, producing numerous flowers over a three-week period. Flowers last only one day, although those labeled "Extended bloom" last for at least 16 hours. Reblooming daylilies bloom repeatedly throughout the season.

Daylilies adapt to almost any soil type, but for best results, use a well-drained, slightly acidic soil. Do not plant near broad-leaved trees; as the tree roots can rob the soil of moisture and nutrients. Plant 12"-18" apart. Cover the top of the crown with 1" soil and then water well. Keep moist for the first month. They are drought-resistant once established, but bloom better with more moisture.

In spring, apply a 5-10-10 or 5-10-5 fertilizer (keep fertilizer off foliage) and water it in. *Don't fertilize newly-planted daylilies.* Every 3-4 years, divide.

Daylilies are usually disease and pest-resistant. For best blooms, plant in full sun or in a place with at least a minimum of 6 hours of sun. Dark colors prefer some

shade. ☼ ☼

H. 'Autumn Red' L Dark red with yellow center; 24".

H. 'Bonanza' M yellow with orange center, 36".

H. 'Catherine Woodbury' M/L Lavendar, pink, 36".

H. 'Crimson Pirate' M/L Red with yellow ribs, 26"-30".

H. 'Fragrant Returns' E/RE Fragrant yellow, 20".

H. 'George C. Bingham' E-M Deep pink with lighter mid-rib, 24".

H. 'Hyperion' M Light yellow, 36".

H. 'Praire Blue Eyes' M/RE Lavendar with lighter eye zone, 24".

H. 'Purple D'Oro' E-M/RE Reddish Purple with yellow throat, 20".

E=Early Season Bloomer, M=Mid Season Bloomer, L=Late Season Bloomer,
RE=Repeat bloomer



Ferns, Grasses and Groundcovers
Outside Tent with Perennials

This collection of plants is very important in our gardens. They add a touch of interest between the shrubs and trees. Ferns, unless otherwise indicated, require a shady to part shady area and moist but not wet soil. They are great under trees and in the empty places where you need a spot of cooling green. Grasses add movement and color to the garden and can be quite large or small. The large grasses are wonderful in a large open area or in the background and the smaller grasses are good edging material or making a statement in clumps. Ground covers are more common so we have selected those that we feel are under used and of interest themselves. ☀️🌿

Acalypha pendula FIRETAIL CHENILLE *Euphorbiaceae* Flowers in long red clusters resembling feathery cat tails. Evergreen plant is great in containers and makes an interesting ground cover. 🌿

Adiantum sp. MAIDENHAIR FERN *Vittarioideae* - Tender, delicately cut fern.



Aristea ecklonii ARISTEA *Iridaceae* Grass-like groundcover with bright blue flowers that rise above foliage. ☀️🌿

Athyrium niponicum 'Pictum' JAPANESE PAINTED FERN Short habit and spreading form is excellent as foreground foliage and ideal for pots. Moderate growing, 18"-24"

Carissa Macrocarpa DWARF NATAL PLUM *Apocynaceae* 2'shrub of dark, glossy leaves, fragrant white star flowers and large red berries. Drought resistant. Only berries not poisonous. ☀️

Cyrtomium fortune JAPANESE HOLLY FERN An evergreen hardy fern, it should be a mainstay of your shade border, where it will offer elegant form and fresh color year-round; 2' tall, 16" wide.

Dychoriste oblongifolia FLORIDA SNAKE HERB- Groundcover, 6"-12", Lavender flowers, space closely. 🐍

Evolvulus glomeratus BLUE DAZE *Convolvulaceae* Groundcover with a profusion of blue funnel shaped flowers.

Lysimachia micromeria GOLDEN GLOBES *Primulaceae* Wonderful groundcover, yellow flower clusters. Hummus rich soil. Part sun to light shade.

Miscanthus sinensis 'Zebrinus' GOLD BAR ZEBRA GRASS *Poaceae*
Ornamental grass grown for striped foliage. 3'-4'

Muhlenbergia capillaris GULF COAST MUHLY *Poaceae* Ornamental clump grass. In fall produces a hazy mass of pink blooms.

M. dumosa BAMBOO MUHLY - Clumping grass with arching feathery foliage.

***Pennisetum purpureum* PRINCESS CAROLINE FOUNTAIN GRASS** This tri-specific cross of *Pennisetum glaucum*, *Pennisetum purpureum*, and *Pennisetum squamulatum* makes a 3' tall x 4' wide elegant mound of wide, dark purple foliage.

***P. setaceum 'Rubrum'* PURPLE FOUNTAIN GRASS** A popular, drought tolerant grass that forms tidy clumps of purplish maroon blades topped with rose-red flower spikes. Beautiful as landscape specimen or planted in groups; provides quick annual color. Reaches 2 to 4 ft. tall, 2 to 3 ft. wide; ☀

***Polygonum cretica albineata* TABLE FERN** Evergreen fern with pale green fronds 12"-24".

***Polystichum acrostichoides* CHRISTMAS FERN** Often used in Christmas floral arrangements because it is still attractive in December. It is a wonderful companion for spring blooming bulbs, 18" ht.

***Pteris cretica 'Gautheri'* BRAKE FERN, RIBBON FERN** As with most ferns, this one does well in humid climates and thrives in containers. Prefers a porous soil that stays moist. 18"-24"

***Pyrosia lingua* JAPANESE FELT FERN** Prefers a very well-drained soil or steep slope; bright indirect light. 12"-14"ht. 24"w.

Rivina humilis* PIGEONBERRY *Phytolaccaceae Low groundcover, up to 10". Pink leaves and flowers. Red berries for birds. 🌱

Selaginella species are spore-producing plants that are frequently referred to as "fern allies." This prehistoric-era family (*Selaginellaceae*) separated itself early on from the ferns and is botanically closer to lycopods and quillworts.

S. braunii* ARBORVITAE FERN *Selaginellaceae Clump-forming with erect, somewhat frond-like stems and dark green leaves.

***S. kraussiana* TRAILING SPIKEMOSS** A wonderful container plant; its trailing habit makes it perfect for cascading over the front of a mixed-specimen container.

Sisyrinchium angustifolium*. BLUE-EYED GRASS *Iridaceae Clumping ground cover with sword shaped leaves and topped with bright purplish-blue flowers that have a yellow center. Prefers well-drained soil to bloom. Approximately 1' tall. ☀

Stemodia tomentosa* WOOLY STEMODIA *Plantaginaceae Native perennial forming mat of soft, silver grey foliage. Fast growing. ☀🇺🇸

Trachelospermum jasminoides* VARIEGATED ASIAN JASMINE *Apocynaceae Glossy green and white foliage with a touch of red. Good groundcover with moderate growth habit. Plant in fertile, well-drained soil. ☀🌕

Viola hederacea* AUSTRALIAN VIOLET *Violaceae Outstanding evergreen groundcover for shade gardens. Forms constantly blooming carpet of white & blue violet flowers. Tender.

Gardener's Garden Shop
'Jardin Extraordinaire'
Garden Goods
Inside/Outside Sumners Hall

Back by Popular Demand!

Featuring statuary and garden furniture; tools, pots, vases; fabrics, pillows and wreaths; decorative accessories, books and objects of art.

Think creatively for your garden!



Gingers

Outside Tent

Availability is dependent on our growers.

Prized for their beautiful, tropical foliage and exotic, scented blooms, gingers multiply well. Plants thrive in Southern heat and humidity, spreading slowly, but widely, through rhizomes. Gingers do best in loose soil enriched with humus. Cover the rhizomes with 1"-2" soil. Many gingers go dormant in winter and reappear in spring.

Water sparingly when dormant; begin feeding monthly as soon as spring growth begins and continue during the growing season. Good drainage and an abundance of water (except during dormancy) are essential. If it is hot and dry, water your ginger daily. They prefer morning sun, afternoon shade; foliage will be damaged in Houston's full sun.

Alpinia SHELL GINGER Ginger-scented rhizomes produce slender, but strong, reed-like stems with lance-shaped leaves, racemes of showy, bell-shaped flowers that are slightly hooded, and ovoid fruits. Handsome foliage, good for cuttings; evergreen in areas that do not have hard freeze. Need to settle in for two years after planting before blooming. Cut to ground all canes that have finished flowering. Best grown in moist, fertile, humus-rich soil. Grows on prior year's growth, so bloom is lost if plant freezes back. Sun, partial shade.

A. zerumbet Evergreen tropical perennial having large waxy leaves and funnel formed pink flowers 8-10' tall.

A. zerumbet 'variagata' Pink and yellow inflorescence in summer. Dark green foliage striped in pale yellow; 2-4' tall.

A. nutans 'Dwarf Cardamon' Evergreen foliage in areas where there is not a hard freeze; it has a very distinctive cardamon fragrance when brushed but it is not the plant that produces the spice by that name. It has shell like flowers; 3-4' tall.

Costus. SPIRAL GINGER Several varieties are root-hardy; mulch for winter dormancy. Good around foundation, patio, or pool. ☀️🌑

C. barbatus Dark green leaves with fuzzy undersides. Flower cones, 7"-13", have dark red bracts and small, yellow flowers. Blooms April-Nov. Clumps spread easily; grows to 6' tall. ✂️🌿

C. spiralis Inflorescence has an orange, cone-shaped bract from which pink-red flowers emerge; lip of flowers is tipped white and flushed with red. Summer bloomer. 4'-6' tall, 3'-4' wide.

Curcuma HIDDEN GINGER Highly ornamental. Known as Hidden Ginger because plume-like bloom may be hidden between rich, banana-shaped, apple-green leaves. 🌑🌿

C. alismatifolia 'Kimono Deep Rose' This fabulous ginger has stiff, narrow leaves that closely resemble large tulip foliage, and an elegantly erect, deep fuschia-pink flower that resembles a tulip bloom. 18"-24" tall. ☀️🌑✂️

C. alismatifolia 'Pink Siam' Produces a dark, rose pink inflorescence; foliage closely resembles a tulip; grows to 2'. ☀️🌑

C. alismatifolia, '*Tropical Snow*' Produces a white elegant white flower with pink tips

C. flaviflora '*Chinese Fireball*' Many red bracts and golden yellow flowers. Central bloom splits from main stem just before emerging from the ground so that bloom appears to be on separate stalk. 2'-3'.

C. ladawan '*Ladawan*' Excellent focal point in the landscape; pink bracts and yellow flowers. 18"-24".

C. x 'Emerald Chocozebra' Spikes of apple green bracts with chocolate-bronze stripes at the base. Lavender in bracts. Long lasting. 18"-24".

Globba DANCING LADY Short, delicate plants that can be grown in the ground or as pot plants. Dormant in winter, reappearing in late May or early June. Water sparingly in dormancy. Filtered sunlight. ☀

G. schomburgkii '*Yellow Dancing Girl*' Showiest of the species, features tightly-packed, yellow flowers lasting for 4-5 days; the whole inflorescence flowers for over a month. Summer-bloomer. Multiplies easily. Cold-hardy. 2'-3' tall.

Globba winitii '*Jungle Jewel Series*' Particularly delicate and long-blooming. Large, lance-shaped leaves to 8" long are heart-shaped at the base.

G. w. j. j. '*Grandiflora*' Produces a much showier bloom up to 2'. ☀●● .

Hedychium BUTTERFLY GINGER Grown for handsome foliage and fragrant blooms. In late summer or early fall, honeysuckle-scented blossoms in dense spikes open from cones of overlapping bracts at the ends of stalks. Cut back old stems after flowers fade to encourage new growth. Likes morning sun; afternoon sun can burn foliage. ☀

H. 'Anne Bishop' Orange fragrant flowers 5'-6'.

H. coronarium **WHITE BUTTERFLY GINGER** Large white flower, fragrant. 4'-5'

H. coccineum '*Disney*' Orange flowers. Summer-bloomer.

H. flavum **YELLOW BUTTERFLY GINGER** Soft yellow blossoms. Fragrant; 5'-6'.

H. Gold Flame, creamy white blossoms with gold throat.

H. 'Elizabeth' Wavy-edged, raspberry flowers in summer.

H. 'Pink V' Light fragrance; pink flowers mid-summer to fall.

H. Samsheri, light fragrance and coral/apricot blooms.

H. thyriforme '*Pin Cushion*' White flowers with protruding stamen.

Kaempferia PEACOCK GINGER Excellent in pots or garden; small flowers produced daily. In spring, water and feed. Can be divided and replanted in spring. Shade or all-day filtered sun. ☀

K. 'Grande' Great pattern on leaf with maroon underside. Large, rosy-pink flowers. Multiplies. 2'-3' tall.

K. pulchra '*Silver Spot*' Large silver patches in feather pattern on leaves; lavender flowers to 5".

Zingiber Great foliage plants with long-lasting cone-shaped blooms in mid-late summer. Root-hardy. Easy to grow, pass-along plant that will make a large clump from a single rhizome in a few years. Filtered or morning sun. ☀✂

Z. zerumbet **PINECONE GINGER** Green, cone-shaped bracts turn red over a couple of weeks, and then small, creamy-yellow flowers appear. To 7' tall.

Herbs Inside Summers Hall

Allium schoenoprasum **CHIVES** *Liliaceae* Sprinkle on food just before serving, as cooking destroys flavor. Clusters of clover-like, rose-purple spring flowers are formed on thin stems. ☀️🌙

A. tuberosum **GARLIC CHIVES** Delicate garlic flavor in flat leaves. Spreads by tuberous rootstock and by seeds. ☀️✂️

Anethum graveolens **BOUQUET DILL** *Apiacea* Blue-green foliage; grown for leaves; very few seeds. Prefers cool weather. To 4' tall. ☀️🌙🦋

Coriandrum sativum **CILANTRO/CORIANDER** *Apiacea* Cool-weather annual. Winter hardy. 12"-15" high. Reseeds. ☀️

Foeniculum vulgare **SWEET GREENLEAF FENNEL** Feathery foliage with sweet, anise flavor. Grows well in the South. Drought-resistant, but a little water improves its appearance. To 5'. ☀️

Lavendula dentata **LAVENDER** Withstands our heat and humidity.

Melissa officinalis **cv. LEMON BALM** *Lamiacea* Hardy and easy to grow; self-sows; spreads rapidly. Shear to keep compact. To 2' tall. 🌙

Mentha **MINT** *Lamiacea* Can be invasive. Prefers light, medium-rich, moist soil. Contain in pot or box to keep in bounds. ☀️🌙

M. piperata **SPEARMINT** Dark green leaves; spikes of purple flowers.

M. x piperita **PEPPERMINT** Leaves are slightly fuzzy, purple flowers, mid-late summer.

M. x piperita **f. citrata** **CHOCOLATE** sweet scented foliage, lavender flowers

M. x villosa **MOJITO MINT** Cuba's famed Mojito Cocktail, once a daily favorite of Ernest Hemingway, has enjoyed a resurgence in popularity. The Mojito is made with rum, sugar, lime juice and mojito mint.

Nepeta cataria **CATNIP** Blooms late summer. Cats will destroy! ☀️🌙🦋

Ocimum basilicum **SWEET BASIL** *Lamiacea* Somewhat bushy plant with green, shiny, 1"-2" leaves and spikes of flowers. The hotter, the better. Pruning encourages dense growth and prevents seeding. To 2' tall. ☀️

O. b. **'True Thai'** **SIAM QUEEN** Strong, spicy, licorice flavor that's good in Thai and Vietnamese dishes.

O. b. x c. **'Pesto Perpetuo'** **VARIEGATED SWEET AUSSIE** Ornamental; less useful in kitchen.

Origanum x majoricum **SWEET CREEPING MARJORAM** *Lamiacea* Cut back old, flowered stems in early spring. ☀️🌙🦋

O. x majoricum **SCILLIAN OREGANO** Some cooks consider this the best marjoram for seasoning. Clump-forming with rounded, aromatic, mid-green leaves to 1" long. Bell-shaped, white flowers with pink bracts bloom early summer.

Petroselinum crispum PARSLEY *Apiaceae* Cool weather annual; pinch back. Black swallowtail butterflies love it; if you see caterpillars munching, be merciful; today's caterpillar is tomorrow's butterfly. 🌙🦋

P. c. var. neopolitanum ITALIAN FLAT PARSLEY Considered more flavorful than other parsleys. 2'-3' tall. 🦋

Rosemarinus officinalis ROSEMARY *Lamiaceae* Aromatic foliage and light blue, tubular flowers. Can survive blistering sun and poor soil. ☀️❄️

R. o. 'Arp' Discovered in Arp, Texas. Dark green foliage with grayish tinge. Medium-blue flowers. Hardy. Needs frequent pruning. To 4' tall. 🇺🇸

Rumex scutatus FRENCH SORREL Large succulent leaves commonly used in soups and salads. It grows abundantly in meadows, a slender plant about 2 feet high, with juicy stems and leaves, and whorled spikes of reddish-green flowers, which give colour, during the months of June and July, to the grassy spots in which it grows.

Salvia officinalis 'Berggarten' DWARF GARDEN SAGE *Lamiaceae* Fragrant, narrow gray-green leaves with same robust flavor as larger version; small, purplish-blue flowers. Compact. 16" high. ☀️🌙🦋

Stevia rebaudiana SWEET LEAF Leaves used as a sweetener

Tagetes lucida COMPACT MEXICAN MINT MARIGOLD/TEXAS TARRAGON *Asteraceae* Smooth, dark-green leaves have scent and flavor of tarragon and can be used as a substitute. Small, orange-red flowers in fall. Deadhead to prolong flowering. Water freely in drought. To 3' tall. ☀️

Artemisia dracunculus 'Sativa' FRENCH TARRAGON Tall grass, medium in texture with slender leaves, no flowers or seeds.

Thymus THYME *Lamiaceae* Tiny, heavily scented leaves and masses of little flowers in whorls. Cut back thyme in early spring; trim lightly and regularly after flowering to retain compactness. ☀️🦋🐝

T. vulgaris 'French' It is a low-growing, bushy thyme with gray narrow leaves. Once established, it tolerates drought very well and requires little care. Honeybees love the white flowers.

T. v. 'English' COMMON THYME/OLD-FASHIONED THYME White to lilac flowers spring/summer. Great as low edging or in containers. 1'-2'. ☀️

T. x citriodorus LEMON-SCENTED THYME Bushy, mid-green, lemon-scented leaves; pale lavender-pink flowers in late spring or early summer. ☀️

Hostas
Asparagaceae
Inside Summers Hall
with Daylilies

Hostas are herbaceous perennial plants grown from rhizomes or stolens. Their lush and diverse foliage varies widely in size from 1"-18" in length to 1"-12" in width. The clumps that they grow in also widely vary in size. The flowers are produced on erect scapes, usually taller than the leaf. They range in color from white to lavender to violet. The flowers also open in the evening and close in the morning. Blooms in late summer and is also known as the "August Lily". Their easy care makes them ideal for a low maintenance garden. Hosta leaves come in a variety of greens, ranging from a color so deep it's called blue to a light chartreuse to a soft creamy white. Most Hostas need some shade but the leaf color determines how much. With lighter color leaves there needs to be some sunlight to keep their color. Plant in slightly acidic soil with good drainage, as the rhizomes can rot. When newly planted keep the roots moist not wet, but once established Hostas are drought tolerant. Fertilize in the spring. Hostas originated in the Orient; and as of today, there are 2500 varieties.

H. 'August Moon' Large heart shaped pale green leaf; pale lavender bell shaped flowers on 24" scapes. Mid summer.

H. 'Francee' Heart shaped dark green leaves with a white border; pale lavender flowers on 30" scapes. Late Summer.

H. 'Guacamole' Huge glossy green leaves with dark green borders. Fragrant lavender bloom on a 36" scape. Late summer.

H. 'Halcyon' Mid sized pointed blue-green leaf. Pale blue flowers on 28" scapes. Mid summer.

H. 'Sum & Substance' One of the largest hostas with 16" broadly ovate leaves, with pale lavender flowers on 48" scapes. Mid-Late summer.



Iris

Iridaceae

Inside Summers Hall

Availability is dependent on our growers.

Crested Iris

Evergreen foliage to 14" with small orchid-like blooms in spring. Likes azalea conditions, plant rhizome just beneath surface of soil, mulch lightly in summer, spreads rapidly, perennial. ☺

I. japonica 'Nada' flowers are white with yellow in crest

I. japonica Flowers are blue-ish in color

Dietes

Handsome, swordlike evergreen foliage to 36", flowering through the summer, hardy to 20 degrees, perennial. ☺

D. vegeta 2-1/2" white flowers, crests marked with blue.

D. bicolor 2" yellow flowers with chocolate signal patch.

D. 'Lemon Drop' White flowers with a distinct yellow mark on each of the three larger petals. 24"-36" tall.

D. 'Orange Drop' White flowers with a distinct orange mark on each of the three larger petals. 24"-36" tall.

Freesia laxa (formerly *Lapeirousia laxa*) corm bears small freesia-like red flowers on 12" stalks in the spring. Reseeds freely. Good for shade. Deciduous perennial.

Montbretia (*Crocasmia*) Red-orange flowers, 24-36", naturalizes and spreads, blooms in summer, cut back in fall. Deciduous perennial. Sun to Part Sun, Good cut flower

Neomarica gracilis 'Walking Iris' or 'Apostle Iris' Tender evergreen fans, to 14". Blooms in spring, with 2" blue and white flowers, with new plantlets forming as each flower fades, stalk is weighted down to the ground and it roots. Thus, the plant "walks." Plenty of water in spring and while actively growing. Great for hanging baskets. Perennial; protect in winter. Part Sun to Shade

Neomarica longifolia 'Apostle Iris' Hardy in Houston, forms evergreen fans to 36" yellow blooms late spring through early summer. Forms new plants where flowers fade, but stalk remains upright and doesn't "walk." Water well in active growth. Perennial. Sun to Part Sun



Louisiana Iris The Mart features hybrid Louisiana Iris, perennials which are well-suited to Houston's climate and usually disease-free. They bloom from March through April and need at least 3 hours of sun/day (more in winter). They should be planted immediately or soaked overnight and then planted in rich beds of peat moss, manure, and soil. Plant rhizomes just below the surface in a bed level with the lawn or a low spot. Fertilize once or twice during a growing season with a balanced food. They need plenty of water all year; flood once or twice in January and February before blooming, and water sufficiently in summer to maintain active growth. Mulch heavily to prevent sunburn during the summer.

If properly watered and fed, they may be left alone for years. August through October is the dormant season, and the best time for transplanting. When transplanting, cut the leaves back into a fan shape, leaving about 8" growth. Always keep the roots moist after they have been dug.

See the awards given by Society for Louisiana Iris at the end of this section.

Iris 'Ada Morgan' Stands light pinkish violet; style arms green; falls slightly deeper pinkish violet. 30" Early to mid-season.

Iris 'Almeria' Bitone flowers have rose-red falls, beige standards. 34". Mid-season **H.M. Named for our member, Almeria Cottingham.**

Iris 'Audition' Red purple, falls darker; yellow spray signal.

Iris 'Barcoo' Stands and style arms rosy pink; falls rosy pink, lighter edge, yellow dagger signal. 43". Mid-to late season

Iris 'Blue Splatter' Standards and recurved falls purple infused blue, scattered yellow veining. Style arms light yellow tinged red on back. Signal raised gold line on yellow ground. Ruffled. 31". Early.

Iris 'Cherished One' Pure white standards with faint rose-pink line signal. Falls are palest lemon, overwashed with pink and featuring a lemon blotch signal, vivid lime steeple signal. Slightly ruffled petals combine with the petite, triangular flower shape. 39" Early-Late.

Iris 'Cherry Twist' Deep cerise-red, ruffled petals have darker edge and lemon reverse. Bright golden blotch signals outlined in bright cherry. Rounded, overlapping petals sometimes twist at the ends. 38", Early-Mid.

Iris 'Chuck Begnaud' Rich lavender, edged white, falls velvety; gold ray signal edged white; style arms dark lavender, lighter tip; ruffled, serrated. The edging and flaring form make this a gorgeous garden iris. 25-28". E-M.

Iris 'Clyde Redmond' Cornflower blue self; yellow signal. 30" Mid season. Great variety for Houston. **H.M., M.S.D.A.**

Iris 'Colorific' Full, flat flower, creamy white standards, lavender rose falls. Rare bicolored 30". Mid-Late.

Iris 'Cotton Plantation' Pure white, lime yellow line signal. 34". Mid. **H.M.**

Iris 'Cozy Moment' Ruffled medium violet, falls with green yellow lancehead signal; style arms light violet; buds grey blue. Early-Mid.

Iris 'Creole Canary' Full flowers with 6 falls and extra yellow petaloids with yellow-orange line down the center of the falls, signal is steeple shaped in a darker yellow-orange, Short. Mid season. **H.M.**

Iris 'Dashing Hero' Standards golden with plum-red speckling and pale cerise-red blush to petal edge; red line signal. Falls sunset with deep plum-red speckling and dashes on the petal edge; Large golden blotch signal overlaid with a lime steeple signal. Ruffled, rounded flower form. Can be quite variable with hues of either golden-sunset or cerise-red. 40". E-M.

Iris 'Deja Voodoo' Standards, falls, and style arms deep purple; bright yellow arrowhead signal; lightly ruffled. 32". Mid. **A.M.**

Iris 'Dixie Country' Standards and falls violet-blue. Style arms slightly lighter violet-blue. Inconspicuous yellow spear signal. A good grower. 28" Late.

Iris 'Dixie Deb' Yellow, easily grown, low. 38" Early. **M.S.D.A.**

Iris 'Elaine Bourque' Standards, style arms and falls pale lavender, standards with dark lavender edge, falls shading to dark lavender at edge. Signal yellow-green lines. Slight sweet fragrance. 37". Mid. **H.M.**

Iris 'Emory Smith' Vigorous, light blue lavender self with cream style arms tipped blue-lavender. Small signal patch of yellow. 36". Mid-season.

Iris 'Empress Josephine' Beautiful ruffled velvety dark red violet with gold signal. 32" Mid-Late. **Named for our member, Josephine Shanks.**

Iris 'Fiesta Gal' Blood red flowers, large bright yellow signals, 36". Mid.

Iris 'Finders Keepers' Stands ivory-flecked caerulean blue on margins; falls ivory-flecked and bordered blue; style arms blue, gold line signal. Late.

Iris 'Friend's Song' Medium pink, darker streaks; style arms dark green shading to cream at tip; Falls dark pink, darker streaks, green-tipped gold steeple signal; ruffled. 32" Early-Mid.

Iris 'Frosted Morn' White, open flat form with yellow-orange line signal. 38" Early-Late.

Iris 'Garnet Storm Dancer' Stands peach beige; style arms with green base, changing to cream outlined wine on tips and edges; falls peach beige, yellow dagger signal surrounded by red orange. 36". Mid.

Iris 'Geisha Eyes' Standards dark blue-violet. Large yellow-green signal with extended line crest. Falls same. 30". Mid. **A.M., H.M.**

Iris 'Guessing Game' Ruffled pale mauve, veined and dotted blue-violet, green line signal surrounded by pale cream. Mid-late.

Iris 'James Faith' Standards blue purple, lightly ruffled, style arms blue with reddish cast. Falls darker blue purple, large golden yellow signal edged creamy white. 42" Mid. **A.M.**

Iris 'Kay Nelson' Ruffled grape-lavender, rounded yellow crests and lavender style arms. 24". Mid. **M.S.D.**

Iris 'Land of Cotton' Ruffled white, green tipped styles. **H.M.**

Iris 'La Rona' Ruffled white self; dark cream line signal.

Iris 'Lorraine Rowles' Pure white standards, fine lime green signals; winter white falls, long golden orange steeple signal. 36" Early

Iris 'Marie Caillet' Stands blue-violet; falls light blue-violet, 38", Mid-late. **H.M., M.S.D.A.**

Iris 'Meadow Frost' White with green yellow signal and style arms. 20" Mid-late

Iris 'Mrs. Mac' Violet-blue self, large yellow signal. 36". Mid.

Iris 'Night Thunder' Ruffled dark purple with orange steeple signal. Mid season. **A.M., M.S.D.M.**

Iris 'No Data' Full deep violet self; yellow line signal. Vigorous. Mid.

Iris 'Perfect Match' Rosy magenta, green in heart, large yellow signal. Mid.

Iris 'Pegaletta' Light purple self, large yellow signal. Grows like a weed. 36". Mid.

Iris 'Plantation Belle' Iridescent lilac violet self, falls with large light line signal; style arms greenish and lighter lilac. Mid.

Iris 'Queen Jeanne' Deep blue violet, lilac rim, falls with golden steeple signal overlaid on yellow blotch; style arms white blushed violet, lemon midrib; heavily ruffled. 41". Mid-Late.

Iris 'Relinquish' Stands violet, midrib darker; style arms yellow green tipped violet; falls violet, darker on midrib and surrounding yellow signal; ruffled. Mid.

Iris 'Starlight Starbrite' White, small greenish yellow signal; slight fragrance. 24". Mid.

Iris 'Surprise Caller' Standards wine red, falls velvety wine red; fine light edge. Ruffled with gold signals. 43". Early-Mid.

Iris 'Suzanne Arceneaux' Hydrangea pink self. 34". Early.

Iris 'Swirling Waters' Heavily ruffled deep blue violet, stands with fine yellow line signal, falls with yellow blotch signal with overlaying yellow steeple signal; style arms apple green, violet tips. 43". Early -Mid.

Iris 'Swiss Chalet' Tall white. 55". Early-Mid.

Iris 'Teven' Wonderful imperial purple. Good bloomer. 33" Mid.

Iris 'Tickfaw' Lightly ruffled red with some yellow streaking radiating out from yellow signal; red style arms. 32". Mid.

Iris 'Trevor' Violet. Falls with triangular yellow signal; musky fragrance. Vigorous habit, a good plant for naturalizing. Reliable bloom. 38-42". Mid.

Iris 'Wood Violet' Dark, violet blue; yellow signal; prolific bloomer. **M.S.D.**

Louisiana Iris Medals

M.S.D. Mary S. DeBallion Medal. The top Louisiana Iris award voted by American Iris Society judges.

A.M. Award of Merit. Given by the American Iris Society.

A.D. Aussie Dykes Medal, given annually to the best of all Iris by the American Iris Society, rarely given to a Louisiana Iris.

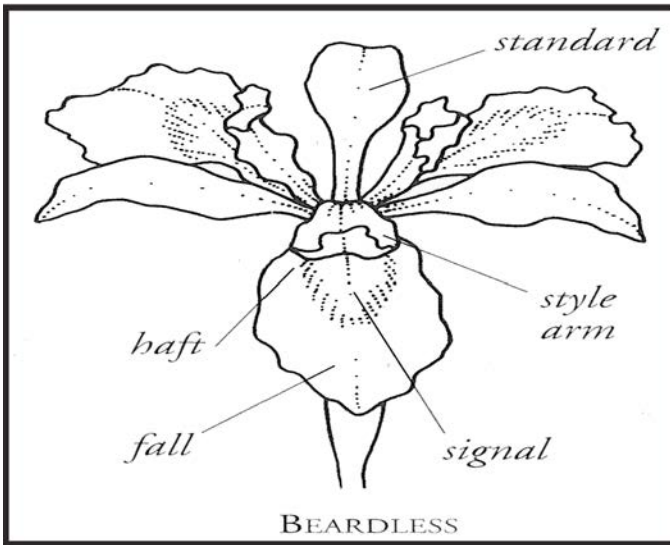
H.M. Honorable Mention. Given by the American Iris Society.

H.C. Honorable Commendation given by the American Iris Society.

Tall Bearded Iris The Tall Bearded Irises offered at the Mart are selected to thrive in mild climates and can be very difficult to grow in Houston's hot, humid climate. These irises need friable, slightly alkaline soil, careful watering, and sun. Light is very important.

A raised bed or container is necessary. Plant rhizomes 18"-24" apart, just below the surface of the soil, with 1/4" soil on top. Keep watered, but not wet, until new growth appears.

Fertilize in small amounts 6-8 weeks before bloom is expected in late March and early April. While blooming, keep the beds damp but not wet to promote blossoms. After flowering, water less often. They may be transplanted from August to mid-October. Mulch for the winter, but remove all mulch in spring. ☀



Spuria Iris Spurias do not like to be disturbed; keep them in the same place for a number of years. Because their height is 3-5', they are usually planted in the back of a bed or along a fence; they are ideal vertical accents. Plant 1-2" deep, with good drainage. Heavy watering in spring will increase growth and bloom. Cut foliage to the ground in late summer. New growth will start in the fall or spring. They are not affected by serious disease except crown rot (fungus), which is hard to eradicate. The flowers are long-lasting and great in arrangements. ☀

Perennials Outside Tent

Perennials are plants that will often return for more than two years and sometimes last for generations. As soon as possible, plant your perennials and mulch. The root system will establish itself as it enters the dormancy of winter. Foliage and stems may turn brown, but the plant is not dead. Prune in spring after the last freeze and enjoy the new growth. During blooming season, remove spent blooms to encourage new ones.

This year, we have divided the Perennial booth into 5 sections (Sun to Part Sun; Shade to Part Shade; Butterflies; Texas Natives; and Ferns, Grasses and Groundcovers). Of course, some plants fit into 2 or 3 categories, so please be sure to ask one of the volunteers if you need help finding a plant.


Sun to Part Sun (See also Butterfly Section)


These plants like bright sun, and can generally take the heat of our summers with regular irrigation. Some become drought tolerant over time. Many require a minimum number of daylight hours to bloom well.

Achillea mille folium “OERTEL’S ROS” (aka Old Rose Pink) Bright rosy-pink flowers grace the short sturdy 12" stems of this yarrow from May into July. Cutting for drying or arrangements will encourage re-blooming. Blooms fade gracefully to white.

Aechmea recurvata HARDY BROMELIAD *Bromeliaceae* 1' tall, 2' wide. Ideal for rocky wall or container. Needs good drainage and prefers consistent water. Bright pink/red flower held low in cup in spring. Cold hardy, shelter from north wind.

Bletilla 'Kate' CHINESE GROUND ORCHID ‘Kate’ *Orchidaceae* Terrestrial orchid with magenta flowers. Protect early shoots from late frost in spring. Average water needs; do not overwater. Will naturalize and should be divided every 2-3 years. 12-18" tall, 6-12" wide. ☞ Naturalizes in Houston. Suitable for container.

Calliandra emarginata DWARF FAIRY DUSTER This species has dwarf growth habit, and blooms year round. The plant is always covered with flowers. The name Calliandra comes from Greek which means “beautiful stamens”. 


Duranta 'Cuban Gold' cuban gold *Duranta* *Verbenaceae* Tropical shrub that adds interest and brightens garden with yellow/lime-green, shiny foliage. 18-24" tall, 6-15" wide. Drought tolerant once established. 

Nierembergia gracilis STARRY EYES NIEREMBERGIA This marvelous Yucca Do selection of the Argentine desert native is one of the finest plants for summer flowering in full sun. Forms a tight mound of linear foliage 10" tall x 18" wide. From spring until fall, the clump is smothered with up-facing, light lavender bells. Good drainage and 6 hours or more of baking sun are required for best performance. Is not winter hardy, but makes a great mixed container plant.

Orthosiphon labiatus PINK SURPRISE BUSH


Mint-like leaves with pink salvia-like flowers spring to fall. Root hardy. Needs some direct sun to bloom. 3'tall by 3'wide. ☼

Russelia equisetiformis CORAL FOUNTAIN PLANT/HORSETAIL *Scrophulariaceae* Mounding sub-shrub with scarlet tubular flowers and open, airy growth habit. Bright green, 4-5 foot long, arching stems that add textural contrast.


***Russelia equisetiformis* 'Aurea'** **YELLOW FIRECRACKER FERN** The white flowering fountain plant is somewhat less popular than the bright red flowering cultivar. As with the red flowering plant, this one produces wiry green stems, and with age they have a nice cascading form when planted in a raised bed. Butterflies and hummingbirds are attracted to the flowers. 

***Russelia sp.* ST. ELMO'S FIRE TALLER**, straighter, darker! This new selection has all of the great attributes of the species – fine foliage, lush mounded habit, slender, graceful stems, and bright red-orange tubular flowers. What sets St. Elmo's Fire apart is that it has a more upright form and the flowers are a darker, showier red. Maturing to 4' – 6' in height and 6' – 8' wide. Sun, moist, well-drained soil.



Sarracenia* PITCHER PLANTS *Sarraceniaceae Genus of carnivorous plants occurring mostly in nutrient deficient bogs in the southeast US. The plant leaves have evolved into a funnel in order to trap insects. Use rainwater and distilled water – no chlorinated or softened water. No fertilizer. Pitcher plants do best outdoors. They may be kept in containers with a saucer for constant moisture. If the shade is 40% or greater, the plants lose their bright coloration and generally decline in vigor. Pitcher plants will go dormant in the fall and remain dormant until the temperatures and light levels increase in the spring. Protect containerized plants from freeze. It is best to leave the old foliage on the plant until early spring, then trim when new pitchers and flowers emerge. 

***S. leucophylla* WHITE TOP PITCHER PLANT** White flowers with red veins and frilled, open cup. 1-3' tall. 

***S. wrigleyana* 'Scarlet Belle'** **SCARLET BELLE PITCHER PLANT** White, parrot-like pitchers with red veins and scarlet-striped hoods. 10" tall, 15" wide. 

Serissa foetida* 'APPLE BLOSSOM'** ***Rubiaceae Semi-evergreen shrub rare to the nursery industry. Can be grown in container or in landscape. Blooms May through August. Makes an excellent bonsai specimen. Mature size in the landscape 3' tall, 4-5' wide.

***Stokesia laevis* 'Mary Gregory'** Same cultivation as above, with creamy yellow flower heads. 18" tall, 18" wide.

Stokesia laevis* STOKES'S ASTER *Asteraceae Long-lasting lavender, cornflower-like flower heads bloom in summer for several weeks. Attractive mound of light green foliage during growing season. Will rot in heavy, moist soil. Deadhead to prolong blooming. 2' tall by 18" wide.

***Tagetes lemonii* COPPER CANYON DAISY** Yellow, daisy-like flowers from fall into winter; very fragrant foliage. Deciduous. Prune to size mound wanted; discontinue pruning by mid-summer. Drought tolerant. Deer resistant. 3' by 4'.

***Tagetes lucida* MEXICAN MINT MARIGOLD** Yellow flowers in fall. Culinary use as tarragon-flavored herb. Root-hardy to lower teens. 3' tall by 2' wide and spreading.



Shade to Part Shade ● ☾

Most of these plants perform well in low light conditions. Some can handle deep shade, but the majority would do best in dappled morning sun or a bright understory situation. Most cannot take the heat of a cloudless summer afternoon here. Plants with light colored foliage or white flowers are especially good at brightening up a shady garden.

***Dianella tasmanica* 'variegata'** VARIEGATED TASMANIAN FLAX LILY *Liliaceae*
Strappy, evergreen leaves held in fan-like sprays. Lavender-blue flowers in summer followed by metallic blue seedpods. 2'-3' tall; 20" wide. Grow in woodland border with part sun or container.

Drimiopsis maculata. AFRICAN HOSTA. *Asparagaceae*. Low-growing, deciduous bulb from South Africa that resembles a hosta, but grows well here. Cluster of somewhat fleshy, oblong leaves. 6-12" flower spikes. Moderate water, well-drained soil. Divide every few years. ● ☾

Euonymus americanus STRAWBERRY BUSH/HEARTS-A-BUSTIN' *Celastraceae*
(Bittersweet family) Airy, deciduous shrub that grows 4-6' tall. Pale green, inconspicuous flowers in spring, followed by bright red seed capsules that open in October to reveal orange seeds. Best for woodland/naturalized garden. Fruit considered poisonous to humans. 🦋🐝🐦

***Spigelia marilandica* 'Indian Pink'** INDIAN PINK *Spigelia* - *The 2010 Montine McDaniel Freeman Horticulture Medal winner/Garden Club of America plant of the year*. Clump forming perennial, thrives in fertile soils in semi-shade. Deer resistant. Bright red trumpets with yellow throats spring to summer. Use in bright woodland setting. 24" tall by 18" wide. Divide in spring. 🐦🦋

Tricyrtis TOAD LILY *Liliaceae* Best known for miniature, orchid-like flowers, ability to bloom in shade, and its late summer/early fall flowers. Needs moist, but not boggy soil. Cold-hardy. To 3' tall by 2'-3' wide and spreading. ♣️☾●●☾

T. formosana TOAD LILY Brown or maroon buds open to white/pale lilac flowers spotted with purple. Dappled to full shade. Consistent moisture. ♣️☾●●

***T. f.* 'Alice Staub'** Grown by the late Alice Staub, renowned GCH horticulturalist. Flowers more blue than traditional toad lily. Early bloomer. Dappled to full shade. Consistent moisture.



Butterflies

Butterflies use many plants for nectar, and a few selected plants for larval food. The plants we have in our Butterfly section are especially appealing to area butterflies. Many plants in our "Sun to Part Sun" section, as well plants from other booths at the Mart, will also provide nectar and larval food for butterflies.

The most important thing to remember is that in order to attract butterflies, you must tolerate some "pests" such as aphids and caterpillars. This means you should not use chemical pesticides. There are organic methods of pest control, assuming you identify the pest and decide to eliminate it.

Butterfly plants are beautiful in the warm months, but they may be unattractive or vanish altogether in the colder months, so keep this in mind when considering placement. It is helpful to plant them in drifts, in a sunny location that is protected from strong winds.

Milkweed Collection especially for Monarchs:

***Asclepias curassavica* MEXICAN BUTTERFLY WEED/ TROPICAL MILKWEED**
Asclepiadaceae Red-orange and yellow flower clusters, 2" to 4" across, blooms summer to fall. Native to Mexico, but well acclimated to our climate. Tolerate part shade, but blooms less frequently. Cut back to 6 inches in early winter to encourage Monarchs to continue their migration. Plant will return from the roots in spring. 3' tall 2' wide. Moist, well-drained soil. ☀️🌑🦋🐛

***Asclepias viridis* GREEN ANTELOPE-HORN MILKWEED** Native milkweed often seen along roadsides in Texas. Prefers sandy or rocky soil. 1-2' usually with numerous stems emerging from the root crown. Yellow-white flowers with a purple tinge. Foliage has a coarse texture and leaf shape is highly variable. Freezes down in winter, returns in summer.

***Anisacantus quadrifidus* FLAME ACANTHUS** (or Hummingbird bush) Blooms mid-summer thru frost covered in long slender red orange blooms that hummingbirds love. drought tolerant, heat loving shrub


***Cuphea* CUPHEA *Lythraceae* (Loosestrife family)** Upright, mounding, evergreen perennial with glossy foliage and flowers spring to fall. May freeze to the ground in harsh winter, but will return in spring. Prune to maintain desired size. Flowers suggest a lit cigar or firecracker. Hummingbird magnet! ☀️🌑🦋🐛🐦

***C. ignea* ORANGE CIGAR PLANT** 2-3' tall and wide. Orange tubular flowers.

***C. ignea* PINK CIGAR PLANT/LITTLE BATFACE CUPHEA** 2-3' tall and wide. Bright green leaves. Pink tubular flowers with purple fringe.


***C. llavea* BIG BAT FACE** Red and purple blossoms resemble bat faces-children love them! Drought-tolerant. 18"-24" tall. ☀️🦋🐛🐦




***Melissa officinalis* LEMOM BALM** Member of the mint family. Gives off strong lemon scent. Leaves look like oversized mint. Can grow 24"-36" tall. This plant does not spread by underground runners like mint. Cut the plant back to a few inches tall several time a year to prevent it from glowing too large.

Monarda fistulosa x bartlettii 'Peter's Purple' **BEE BALM** Lamiaceae (Mint family)
Purpley, pink frilly flowers on 3-4' tall plant. Blooms summer to fall. Prefers moist, well-drained soil in sun to light shade. 

Ocimum kilimanscharicum **AFRICAN BLUE BASIL** Strong camphor scent. Attractive ornamental. Leaves start purple when young then turn green when they reach full size retaining purple veins.

Rosmarinus officinalis **UPRIGHT ROSEMARY** Upright foliage featuring dainty spikes of lightly scented lavender flowers in early spring. Evergreen


Rudbeckia fulgida **BLACK EYED SUSAN** *Goldsturm* Burst of showy yellow color. Ideal border plant 24"-30" tall. Blooms mid summer to early fall. Deer resistant 

Verbenaceae lantana Woody perennial that all pollinators enjoy. Spreading growth habit, frost tender,   

V. '*Camara*' Yellow, orange and red flowers, deer resistant, full sun, 36"-48"

V. '*Canadensis*' **HOMESTEAD VERBENA** Nectar-rich clusters of deep purple flowers spring to fall. This variety has larger leaves and flowers, with a spreading growth habit. Beautiful way to "anchor" your garden. Frost tender. 12"-18" by 2'-3'

Salvia Collection

Salvia Lamiaceae Distributed throughout the temperate and sub-tropical regions of the world, Salvias are members of the mint family. More than 900 species of *Salvia* occur worldwide, with well over half occurring in the Americas. Plants usually have square stems and opposite leaves, with 2-lipped flowers of unequal length, the lower lip usually spreading. Plants are generally sturdy and thrive with irregular care and water. Protect from excessive winter moisture. 

S. greggii **RASPBERRY SALVIA** Raspberry red flowers held above the foliage almost all year on 3' tall shrub.

S. elegans **PINEAPPLE SAGE** Native to Mexico - tubular red flowers and a scent of pineapples. Flowers late autumn

S. leucantha **MEXICAN BUSH SAGE**. One of the most successful salvias in our zone. Velvety soft purple bloom spikes with white calyx in summer. Drought tolerant once established.

S. oxiphora **FUZZY BOLIVIAN SALVIA** Flowering sage from the highlands of Bolivia. Broad deep green leaves create a uniform backdrop to the clusters of fuzzy red blooms, Fast grower. Flowers late July to frost.


S. microphylla '*Hot Lips*' Unique red and white, bi-color flowers in cool weather. The hotter the temperature, the redder the flower. Drought-tolerant and deer-resistant. Trim back in early spring to reduce legginess. 3' tall, 4' wide. Needs good drainage.





S. sinoloensis '*Bicolor Sage*' Small, neon-blue flowers with white spots on lower lip. Mounding burgundy-tinted foliage. Water regularly; do not overwater. 8" tall, 8"-12" wide. Suitable for container.




Texas Natives

Texas native plants are important to the local insect population. These insects, in turn, become food for the next level of the food chain - baby birds, lizards, frogs, etc. and enable new generations of wildlife to be born. Planting natives and providing a water source are the best ways to support native wildlife. Also see our Ferns, Grasses and Groundcovers section to find native grasses.

There is some debate over how to define "native." We have chosen to include plants native to our gulf coast region, as well as plants native to different parts of our state. Plants that are native to the gulf coast should thrive with little care here. Plants from neighboring regions can do well if you note preferred soil conditions (for example, organically rich bottomland vs. sandy loam) and either amend soil or use containers. Good air circulation is important to correct for high humidity – some plants love it and some plants dislike it. Consider salt tolerance if you are planting on the coast.

Aesculus pavia* RED BUCKEYE *Sapindaceae Grows to 15' tall, 10' wide. Conical shrub or small tree with long, palmately compound, shiny leaves early spring through July. Red flowers on conical panicles 4-10" long in early summer attract hummingbirds. Smooth-skinned fruit called "buckeyes" ripen in the fall. Seeds are poisonous to almost all wildlife. Full sun to part shade. Drops leaves in extreme heat. Deciduous. Medium water. 

Anisacanthus wrightii* FLAME ACANTHUS *Acanthaceae Cone-shaped-shrub with spikes of bright orange-red tubular flowers from June to frost. Deciduous. Cut back before buds swell in early spring. Drought-tolerant. Deep water, then dry. 2-4 Feet tall and wide.    

Coreopsis lanceolata* LANCELEAF COREOPSIS *Asteaceae Bright yellow, ray flowers April-June. This plant forms colonies along roadsides; use as border along sidewalk or driveway. Tolerates heat, humidity and drought. 24-30" tall. Deadhead frequently to keep in bloom. Suitable for container.   



Echinacea purpurea CONEFLOWER *Asteraceae* From summer to autumn, bears 5” flower heads with purplish-red flowers and conical brown disc centers. Great cut flower. Likes heat. 3’-4’ by 18”. Moist, well drained soil. Do not over water.



Equisetum hyemale HORSETAIL *Equisetaceae* Spreading, reed-like perennial with evergreen stems that are jointed. Sun, part shade or shade. Keep in a pot to prevent spreading. Prefers consistently moist soil. Dragonflies love to perch on this native

Gaura lindheimeri ‘Pink Cloud’ Arching spikes bear many 1” pink blossoms, closely set on stems spring to fall. 5’ tall by 36” wide. Prefers good drainage. Texas native.

Drought tolerant once established. 

G. lindheimeri ‘White Butterfly’ Arching spikes of white flowers.

G. lindheimeri ‘Sparkle White’ stunning, star-shaped, long-lived flowers tinged elegantly in blush pink.


Hibiscus coccineus ‘Red Texas Star’ RED TEXAS STAR HIBISCUS Scarlet star shaped flowers 6” across in summer and early fall. Dies back in cold, returning from woody base in spring. Mature size 10’ tall by 4’ wide. Moist, well-drained soil. Sun





Hibiscus dasycalyx NECHES RIVER ROSE MALLOW, Woody perennial with T-shaped leaves with 3 lobes. The large flower is creamy white with a deep red center. Grows 3’-7’ tall and blooms June to September. Medium to wet water, full sun. Awaiting Federal protection.



Liatris pycnostachya GAYFEATHER *Asteraceae*

Lavender spikes on tall, feathery stalks. Drought-tolerant once established, deer-resistant. Prefers sun and moist, well-drained soil. Protect in winter with dry mulch. 3’-4’ tall in summer. Sun 

Lobelia cardinalis Cardinal Flower *Acanthaceae* 2-6’ tall with showy scarlet red flowers in summer. Moist to wet, humus-rich soil. 

Malvaviscus arboreus drummondii NATIVE RED TURK’S CAP *Malvaceae* Small red upward facing blooms summer and fall. Petals only partially unfold. Heart-shaped, bright green leaves. Deer-resistant. Evergreen. Prune to keep confined or when leggy. Provide 4-6 hours of direct sunlight for best results. Prefer moist, well-drained soil. Most varieties do well in sun to light shade. 

M. a. drummondii ‘Pam’s Pink’ Many pink upward facing blooms. 4’-6’ tall.

M. a. drummondii ‘White Lightening’ WHITE TURK’S CAP New Greg Grant introduction with more vigorous growth habit and flower production. White flowers on dark green foliage.

Monarda fistulosa x bartlettii 'Peter's Purple' **BEE BALM** *Lamiaceae* (Mint family) Purpley, pink frilly flowers on 3-4' tall plant. Blooms summer to fall. Prefers moist, well-drained soil in sun to light shade. 🦋🐝🐦🇺🇸

Pavonia lasiopetala **TEXAS ROCK ROSE** *Malvaceae* Bright pink flowers bloom spring and summer. Drought tolerant once established. Trim lightly throughout season. 2' tall, 3' wide. Sun to Part Sun 🦋🐝🐦🇺🇸

Penstemon tenuis **GULF COAST PENSTEMON** *Acanthaceae* Evergreen perennial with mounding habit. 2'-3' flower stalks of tubular lavender flowers held above foliage in spring.

Phlox paniculata sp. Texas Phlox/ Texas Pink Phlox *Acanthaceae* Fragrant, pink flowers. Clump-forming plants 2'-4' tall. Prefers moist, well-drained soil. ⚙️🌙🇺🇸

Phylla nodiflora **TURKEY TANGLE FROGFRUIT**

Verbenaceae Low, spreading ground cover growing up to 1' tall. Flowers are white to pale pink and provide nectar for butterflies. Foliage serves as larval host for common buckeye and phaon crescent. Can tolerate dry to moist soil. Excellent tolerance to foot traffic. Primarily recommended for natural landscapes and habitat restoration. Sun to Part Sun.



Rudbeckia nitida var. texana. Texas Coneflower. Yellow flowers, dark cones on 2-4" tall stalks. Blooms in summer, sun to part sun. Prefers heavy, moist soil. 🦋🐝🐦

Rudbeckia maxima **GIANT RUDBECKIA (CONEFLOWER)** *Asteraceae* Distinctive powder blue foliage gives rise to stately 6'-7' flower stalks in summer. 3" yellow ray flowers dangle from raised conical brown centers. Should be cut back after blooming and planted in mass for best effect in landscape. Prefers sandy or silty soils with consistent moisture. Sun 🐝🐦🇺🇸

Zexmenia hispida **ORANGE WEDELIA, TEXAS CREEPING OXEYE** *Asteraceae* Bouquet-like shrublet with golden-orange flowers summer to fall. 1-3' tall, 2' wide. Drought tolerant. Needs good drainage. ⚙️🌙🦋🇺🇸



Plumerias Outside Tent

Plumeria FRANGIPANI Apocynaceae These deciduous trees have leathery leaves with fragrant, five-petaled flowers. During growing season water and feed regularly. Before the first frost, bring the plants into protected area, either in pots or uprooted from the garden with soil removed. Return to Garden once danger of frost is over. A variety of Plumerias will be available in a full range of colors: *Aztec Gold*, *Fruit Salad*, *Kimo*, *Pink Pansy*, *Plastic Pink*, *Polynesian Sunset*, *Samoan Fluff*, *Slaughter Pink*, *Texas Beauty* and *Thorton Lemon*.



Rose

Rosaceae

Outside Tent

The majority of roses sold at the Mart are “Heirloom” roses, among the best-loved shrubs in the South. We sell roses grown “on their own root stock.” These are not “grafted” roses, which generally require more care and chemicals, but roses as easy to grow and as carefree as their forebears.

Growing Instructions: Plant roses in an open, well-drained area that gets at least 6 hours of direct sun; a location with light shade during the hotter part of the day will keep flowers from fading. Plant the bush in the ground at a depth and width of the pot in which it comes. Water thoroughly to remove air pockets and settle soil around roots. Mulch well. Soak deeply every 7-10 days. Keep leaves dry to avoid fungus but if needed, spray with 2 tbsp. baking soda in 1 gallon of water. Spray tops and undersides of leaves in morning or early afternoon. Roses with few petals (under 30) may go from bud to wide-open blossom in several hours. The more petals the rose has, the longer it will take to open and the longer it will last!



Pruning Instructions: Our roses do not require the severe pruning methods used for Hybrid Teas. While thinning of old, crossing, or crowded growth can be done in February or March, most dead or diseased branches can be removed any time of the year. Climbers and one-time bloomers should be pruned after blooming. Our hot summers can be difficult for roses, and so you may wish to consider a light pruning and fertilization in August to encourage fall flowers.

For more information on Roses:

Antique Rose Emporium www.wearerose.com
Houston Rose Society www.houstonrose.org
Heritage Rose Group www.heritagerosegroup.org



“Among the heirlooms for a Southern gardener are the horticultural treasures our great-grandparents loved. And above all other flowers, they loved roses. These survivors from lost gardens are special.... old roses are living reminders of our heritage. Every spring they create anew their colors and perfumes, and in their vigor and grace, they keep our past ever young. These flowers are not copies, not “restored”, not a re-creation. They are the real thing... to be cherished and lovingly preserved. Besides their charm and beauty, old roses are also tough. In the days before garden hoses, sprinkler systems and pesticides, these old sorts flourished and, once established, survived on old homesites and cemeteries without care. Decades of climatic extremes and often the bulldozers of developers have killed the weaklings, leaving a select group of survivors. And the majority of these antique shrubs simply sneer at the attacks of insects and diseases.”

“The definition of an old rose is somewhat nebulous. The American Rose Society classes as “old” any rose introduced before 1867, but most collectors are more lenient, considering as eligible any rose 75 + years old, if it exhibits typical old rose characteristics. One thing is the unforgettable true rose perfume that lives on in undiluted form in many old roses. In addition, old roses, for the most part, are superior shrubs. Old roses have an inherent beauty of form and healthy foliage, qualities that do not diminish over the years, and ones that make them particularly useful as landscape plants.”

Antique Roses for the South, William C. Welch, Ph.D.



Shrubs Outside Tent

Aloysia virgata ALMOND VERBENA *Verbenaceae* Small, white, almond-scented flowers spring to fall. Semi-evergreen. 12'-15' tall. ☀️🦋

Brunfelsia pauciflora YESTERDAY-TODAY-AND-TOMORROW *Solanaceae* Purple changing to white flowers spring to summer. To 3'-10' tall.

Buddleia BUTTERFLY BUSH *Buddlejaceae* Colors range from pure white to purple, blue, pink, red and lavender. Hardy. ☀️🌙🦋

B. davidii 'Buzz Ivory' Dwarf variety. panicles of white flowers bloom summer-fall, good for large pots or terraces.

B. d. 'Blue Chip' Averages 2' tall and wide. Continuously blooms through the summer and fall covered with short spikes of lavender-blue fragrant flowers.

Caesalpinia pulcherrima, BARBADOS PRIDE, Fast-growing upright shrub or small tree. Long bloom colorful orange flowers located at the branch ends. Drought tolerant, full sun.

Calliandra emarginata DWARF POWDERPUFF *Fabaceae* Funnel shaped, hot pink flowers bloom spring to fall. Evergreen. To 3' tall. ☀️🌙🦋🐦

Callicarpa americana BEAUTYBERRY *Verbenaceae* Small lilac or pink flowers in summer followed by tight clusters of violet to purple berries. Bloom and fruit on current season's growth, prune in late winter. Can reach 9'. 🌙🐦

Cephalanthus occidentalis BUTTONBUSH *Rubiaceae* Small, very fragrant white-to-cream flowers have projecting stigmas that give the flower clusters the appearance of a pincushion. Blooms early summer to fall. Open-branched deciduous shrub with glossy, mid-green leaves veined in red. Deadhead regularly. Tolerates wet soil. Waterfowl and other birds eat the seeds. (Full sun to Part Shade, native, butterflies)

Duranta erecta 'Sweet Memory' GOLDEN DEWDROP *Verbenaceae* Evergreen, bushy shrub or small tree, grown for attractive, small, blue, lilac, or white flowers in the summer followed by yellow berries. 6'-15' tall. ☀️🦋

Gardenia jasminoides Gardenia *Rubiaceae* Shrub with greyish bark, dark shiny green leaves with fragrant, white gardenia blossom. Neutral to acidic soil. Protect from freezes. 🌙❄️✂️

Hydrangea quercifolia 'Semmes Select' OAKLEAF HYDRANGEA Attractive, peeling, orange-brown bark in fall. Large, white flowers, pink-tinged with age. Grows best under trees (holly or pine). 🌙🇺🇸

Lespedeza liukiensis 'Little Volcano' *Fabaceae* Grown for profuse, small, pea-like flowers. Excellent late-flowering plant. 5' tall. ☀️

Serissa foetida 'Kowloon' *Rubiaceae* Pink buds open to star-shaped, white flowers in summer. Wiry-stemmed, bushy shrub with variegated leaves. Shelter from cold, drying winds. 2'-3' tall.

Thryallis galphimia GOLDEN SHOWERS THRYALLIS, Small shrub with golden flowers, fast growing, drought tolerant. 6' tall

Viburnum macrocephalum Slow growing, deciduous, dense beautiful shrub. 10'-12' tall. Large white flowers in late spring. Leaves are purple-tinted in fall.

Small Bulbs *Annual* Inside Summers Hall

Allium Liliaceae Likes good drainage and sandy loam. Plant at depth 1-1/2 times the diameter of bulb, 2"-3" apart for small bulbs, 8"-10" for larger ones. Will increase by offset or reseeding. Summer blooms.

A. hollandicum Purple Sensation Vibrant Purple, plant in fall, blooms late spring. 32" tall. ☀️🌙

A. schubertii 100 pink rose shape flowers that look like fireworks, blooms early summer, 36" tall. ☀️🌙

Anemone Ranunculaceae Grown for beautiful, open flowers. Plant in Nov. 6"-8" apart, 1" to 2" deep, in well-drained soil. Soak tubers in warm water with 1 oz. fish emulsion and 1 oz. molasses for no more than 2 hours before planting. Plant tuber scarred side up or on its side. ☀️

Anemone Bicolor Each flower is two tone white with ring of red, great in containers. 8"-10". Early to mid season.

De Caen Group Single flowers with 5-8 petals.

A. c. de Caen 'The Bride' Pure white.

A. c. de Caen 'His Excellency' Scarlet with black center.

A. c. de Caen 'Lord Lieutenant' Double, Magnificent deep-blue; 8-12" perfect for underplanting and borders.

A. c. de Caen 'Mixed'

A. c. de Caen 'Mr. Fokker' Single, violet-blue.

St. Brigid Group Double-flowered.

A. c. St. Brigid 'The Admiral' Semi-double, violet.

A. c. St. Brigid 'Bi-color' Semi-double.

A. c. St. Brigid 'Mixed' Semi-double.

Crocus Iridaceae Small, goblet-shaped flowers often with interiors of contrasting colors. Mass them for best effect. Plant corms in November, 1"-2" apart, 1/2 their own depth, in irregular clumps or drifts. ☀️

Iris (Bulbous) DUTCH IRIS Iridaceae Plant Oct.-Nov., 4" deep, 6" apart; water deeply after planting. Water sparingly until growth starts; after that, water often, taking care not to over-water. Fertilize in spring. ☀️🌙

I. 'Carmen' Late. Tricolor: white, gold and purple, 24".

I. 'Telstar' Brilliant blue standards with yellow splotches. Most widely grown Iris in the Netherlands.

I. 'White Van Vliet' Mid. White, 18"-24". ✂️

IXIA AFRICAN CORN LILY Iridaceae Grown for star-shaped brightly colored flowers. Blue, bronze, pink, carmine, copper, and green flowers. Bloom spring-summer. Plant 2" deep on 2"-3" centers. 16". 🌙

Ranunculus asiaticus TECOLATE MIXED ***Ranunculaceae*** Big, 3"-5" flowers in, purple, red, white, yellow, merlot, rose, flamenco and mixed colors. All of our ranunculus are jumbo. Plant claws down 1" to 2" deep, 3" to 5" apart in Oct. or Nov. Soak tubers for no more than 2 hours in tepid water and root stimulator before planting. Water well; then keep moist (but not too wet) for first 2-3 weeks. ☀🌙



Small Bulbs Annual
Hyacinths/Hyacinthus
Liliaceae
(Pre-Order Only)



Along with tulips and daffodils, hyacinths are considered a "must-have" spring bulb. Their glorious, thick spikes of fragrant, bell-shaped flowers rise from narrow, bright green leaves. In Spanish, hyacinth is *jacinto* as in San Jacinto or Saint Hyacinth.

Planting: In Houston, Hyacinths must be stored in the refrigerator for 8 weeks prior to planting. Store in a mesh bag on an open shelf not subject to moisture. Keep dry. Plant in mid-November in a well-drained bed with 2" of soil mixed with bone meal or super-phosphate above the tops of the bulbs; space 5"-6" apart; if there are squirrels, eliminate the bone meal, or they will dig up your bulbs. Blooms 6 to 8 weeks after planting. May also be forced in pots or in special hyacinth glasses. In pots, leave the tip of the bulb above the soil surface. 8"-12" tall. Although sun-loving, Hyacinths will tolerate some shade. ☀🌙☠

Dutch Hyacinth

H. orientalis Common Hyacinth Large, dense, fragrant spikes (racemes) of up to 40 waxy, bell-like flowers bloom in early spring. The larger the bulb, the larger the spike. Bright green leaves. 6"-14" tall.

H. o. 'Antartica' White.

H. o. 'Blue Jacket' Cool blue, richly perfumed, 10"-12".

H. o. 'Pink Pearl' Pastel Pink, 10-12"

H. o. 'Purple Sensation' Violet with cream edge, 10"-12".

Small Bulbs *Perennial* Inside Summers Hall

Freesia Iridaceae (Single and Double Mixed) Fragrant flowers on wiry, 14” stems, blooms winter to early spring. Plant Oct.-Nov. 2” deep, 2” apart, in rows 4”-6” apart. ☀✂

Ipheion ‘Whisley Blue’ Lilac blue, star-shaped scented flowers. Vigorous, clump-forming. Good in rock gardens or as underplantings. 4”-5”. ☀🌙

Leucojum aestivum SUMMER SNOWFLAKE ***Amaryllidaceae*** Bell-shaped, white flowers with green tips in spring. Plant in fall 2” deep. ☀🌙

Muscari armeniacum GRAPE HYACINTH ***Liliaceae*** Small, violet-blue flowers with white tips. Plant Oct.-Nov. for blooms in Feb.-Mar. ☀🌙

M. armeniacum botryoides album White, early bloomer

M. ‘Pink Sunrise’ Small pale pink flowers.

Scilla Liliaceae Many 1” bell-shaped flowers in terminal clusters on 6”-10” stems; narrow, grass-like foliage; blooms early March. Dormant in summer. Plant in Oct. 1”-2” deep, 3”-6” apart. ☀🌙

Sparaxis WANDFLOWER ***Iridaceae*** Mixed. Loose spikes of brightly colored flowers bloom Mar.-April. Mixed colors, yellow to salmon and rose to purple. Plant in groups 2” deep, 3”-4” apart in Nov.-Dec. 12”-16” high. ☀🌙

Watsonia BUGLE LILY ***Iridaceae*** Showy spikes of tubular flowers on erect stems. Plant 6” deep, 5” apart in Oct.-Nov. in light, well-drained soil. Do not let them dry out in summer. Up to 6’ tall. ☀

W. ‘Cherry Splash’ Red.

W. ‘Early Dawn’ Orange.

W. ‘Flamboyant’ Deep rose.

W. ‘Snowbell’ White.

W. ‘Snow Queen’ White.




Succulents Including Cacti Outside Tent

Succulents and cacti are valued for their unique shapes and low care needs.

The approximately 10,000 species of succulents come from many regions worldwide, are classified into six families, and 25 percent of those are cacti.

They are best grown in Houston in pots or very well prepared raised beds with full sun. Many need protection from our inches of rain outside under a covered porch with full sun or filtered light. Most will survive a light freeze unless from the Madagascar area or a tropical region. It is important to consider origin of country and altitude to determine the best planting type and location for the succulent that you fall in love with, this will ensure success and survival. All cacti are succulents. Many cactus require a more porous and aerated soil than most other succulents to ensure success. As with all plants the most important element to begin with will be soil mixture, which for these plants should be a cacti and succulent mixture, with rapid functioning drainage. Consider the growth rate and your container and whether you are buying for indoors or outdoors when purchasing your plant.



Trees

Outside Tent

Trees are often divided into two categories: shade and ornamental. Most shade trees are slow-growing and live longer. Ornamental trees are usually understory trees – about half the size of shade trees. In partial shade, they grow in a woody manner; put them in full sun and they fill out into dense, well-rounded, small trees with more blooms and fruits. When planting a tree, make a hole 1-1/2 times larger than the root ball. Plant the tree slightly high in the hole to allow for settling of the soil.

Great Small Trees for Houston. Designated by a ♥. This list was compiled by the The Garden Club of Houston to celebrate the Garden Club of America's Centennial. Choices were based on three criteria: native to our area and likely to thrive with little maintenance; exceptional beauty and the widest possible range of season interest; and habitat benefits, particularly for birds.

Acacia wrightii* WRIGHT ACACIA *Leguminosae Small, fast growing, thorny tree with multiple trunks. To 10' tall. Pale yellow, fragrant flowers in spring. Attracts bees. Cannot tolerate wet soil. Very drought tolerant. Semi-evergreen.

Ornamental. ☼☼

Acer* Maple *Aceraceae All maples prefer well-drained soil, but must have moisture available in the root zone during leaf period. Deciduous.

***A. leucoderme* CHALK MAPLE.** Orange to red fall color. Small white flower in April. To 30' tall. Deciduous. Fast growing ornamental. ☼☼🇺🇸♥

***A. rubrum* var. *drummondii* SAN FELIPE DRUMMOND RED MAPLE.** Fast-growing maple with excellent yellow to red fall color and red flowers on female trees in spring. Not long lived (50 years.) 40' tall. Best maple for Houston. Deciduous. Part-shade to full sun. All soils. Shade Tree.

Aloysia* ALMOND VERBENA *Verbenaceae Aggressive multi-trunk shrub or pruned into a small tree with very fragrant white flowers which attract bees. Best used as a thicket or cut into a hedge. Flowers are poisonous to horses. Part shade to full sun. To 10' tall and 10' wide. Semi-evergreen. Any soil, tolerates poor drainage. Ornamental.

Bauhinia lunaroides* (aka *B. congesta*) ANACACHO ORCHID TREE *Fabaceae Orchid-shaped pale pink to white flowers appear March through May. Best suited to Hill Country or limestone soils. Requires good drainage. To 12' tall. Single-trunked. Deciduous. Ornamental. ☼

B. mexicana* SHEEP'S FOOT BAUHINIA or Mexican Orchid Tree *Fabaceae Covered in delicate, white blossoms spring to fall. Plant on south side of house to avoid freezing. To 6' tall, 6' wide. Deciduous. Ornamental. ☼🦋

Callistemon citrinus* 'Hannah Ray' BOTTLE BRUSH *Myrtaceae Shrub or small tree with showy orange-red blossoms in spring. Drought-tolerant once established. Easy care. Evergreen in mild winter. Root hardy in cold winter. Full sun. Well-drained soil. To 12'tall and 9'wide. Hummingbirds, butterflies, bees. Ornamental.

Carpinus caroliniana* AMERICAN HORNBEAM *Betulaceae Slow growing and long-lived small tree with nice yellow fall color. To 20' tall. Distinctive trunk character is smooth, hard, muscle-like. Sun to heavy shade. Native to understory stream banks with rich, moist soils in East Texas. Ornamental.

Catalpa bignonioides* SOUTHERN CATALPA *Bignoniaceae Tropical-looking large leaves and showy white flower clusters in late spring and early summer make this tree a show-stopper. Long brown seed pods follow in fall. To 40' tall, 25' wide. Full sun to partial shade. Moist, well-drained soil. Deciduous. Ornamental/shade.

Cercis canadensis* EASTERN REDBUD *Fabaceae First to bloom in spring with tight, rosy-red flowers. Great understory tree. Up to 20' tall, 20' wide. Deciduous.

Ornamental. ☀️🌑📍

Chionanthus retusus* CHINESE FRINGE TREE *Oleaceae Fantastic white blooms late spring. Yellow fall color. Handsome, gray-brown bark provides winter interest. To 20' tall, 15' wide. Deciduous. Ornamental. ☀️🌑📍

Clethera pringlei* MEXICAN CLETHERA *Clethraceae Small tree with delicate white flowers in summer. To 15' tall, 4 – 6' wide. Moist soil. Sun to part sun. Evergreen. Understory.

Crataegus marshalii* PARSLEY HAWTHORN *Rosaceae Parsley-shaped leaves turn red or yellow in fall. Early spring flowers are dainty white. Striking, cherry-red berries. To 25' tall. Part shade to full sun. Deciduous. Ornamental. ☀️🌑📍

Halesia diptera* TWO-WINGED SILVERBELL *Styracaceae Tiny, bell-shaped, white flowers in March, followed by 2-winged green fruit. Good understory tree. Fast growing with few disease or insect problems. To 30' tall. Deciduous. Spreading ornamental. ☀️🌑📍

Ilex decidua* "Paco's" POSSUMHAW HOLLY *Aquifoliaceae Prized for red-orange berries in fall and winter. To 18' tall, 12' wide. Needs 6 hours of sun for berries. Deciduous. Ornamental. ☀️📍

I.vomitoria* YAUPON HOLLY *Aquifoliaceae Texas native frequently used as ornamental shrub or small tree. Tolerant of all soil and lighting conditions. Tiny red berries in winter on female plants only. To 15' tall and 6' wide.

Magnolia Magnoliaceae A large, important group of flowering trees with showy, single, fragrant flowers. Preferably acidic to neutral soil.

***M. x soulangiana* SAUCER MAGNOLIA.** Large pink blossoms open in late winter before leaves appear. Well-drained soil essential. Sun to part sun. to 20' tall and 15' wide. Deciduous. Ornamental.

***M. stellata* STAR MAGNOLIA** Smaller, compact magnolia tree. Pink buds open to 3-4" double white star-like flowers that cover tree before leaves appear. Up to 20' tall, 15' wide. Deciduous. Ornamental. ☀️🌑

***M. virginiana* SWEET BAY MAGNOLIA** Can take poor drainage and clay. Fragrant, small white flowers, seeds for wildlife. A good tree to use in a wet spot in your yard. 20'-40' tall. Semi-evergreen. Ornamental. ☀️🌑📍

Platanus occidentalis* SYCAMORE *Platanaceae Wide-canopied, fast growing shade tree with large leaves. Smooth, white bark appears on trunks of mature trees. Great for erosion control. 75 – 100' tall. Deciduous. ☀️🌑

Prunus Mexicana* MEXICAN PLUM *Rosaceae This fragrant native Texas plum grows on edges of woodlands in moist but well-drained, fertile soil. Blooms very early in spring. Yellow fall foliage. To 15'tall and 20' wide. Deciduous. Ornamental.

P. mume* 'Josephine' FLOWERING APRICOT/CHINESE PLUM *Rosaceae Light pink in the center of the fragrant white blooms. Fairly hardy. 25' tall and wide. Deciduous. Ornamental. ☀️🌑

P. 'St. Lukes' Purple leaf cultivar flowering plum.

Quercus Oak **Fagaceae** Very important trees in the Texas landscape for ornamental shade and hardwood; in fact, Texas has the largest diversity of oaks in the U.S. Oaks usually thrive in rich, rather moist soil; they are sensitive to soil disturbance.

Q. alba **WHITE OAK** Best large oak for fall color varying from brown to wine-red and for lack of debris. Attractive light gray bark. 50' to 80' tall. Deciduous. Shade tree. ☀️🌳🇺🇸

Q. lyrata **OVERCUP** Oak Rounded crown and red/brown-tinted, light gray bark. Slow growing and long-lived, this oak's leaves turn scarlet and orange in fall. Requires little pruning. To 90' tall, 45' wide. Deciduous. Shade tree. ☀️🌳🇺🇸

Q. macrocarpa **BUR OAK** Rugged with broad, rounded crown. Yellow fall color. Large acorns. Tolerates acid or alkaline soil, drought, and city conditions. To 80'. Deciduous. Shade tree. ☀️🌳

Q. nuttallii **NUTTALL OAK** Fast growing, tolerates poor drainage and clay soils. Delicate foliage. Yellow to red fall color. 60'-80' tall, 40' wide. Deciduous. Shade tree. ☀️🌳

Sassafras albidum **SASSAFRAS** **Acanthaceae** Distinctive leaf shape and great orange to red fall color. To 90'tall. Sandy, loamy, acidic soil. Partial shade to full sun. Deciduous. Shade.

Sophora afinis **EVE'S NECKLACE** **Fabaceae** Multi-trunk small tree with delicate foliage, pale pink blossoms in spring, and distinctive black seed pods. Requires well-drained soil. Drought tolerant. To 20' tall and 10' wide. Can form suckers. Deciduous. Ornamental. ☀️🌳

S. secundiflora **TEXAS MOUNTAIN LAUREL.** **Fabaceae** Single or multi-trunk small tree with lavender, fragrant blossoms in mid-spring. Limestone soils of Hill Country are best. Requires good drainage. Slow growing. Seeds and flowers are poisonous. To 35' tall and 10' wide. Evergreen. Ornamental. ☀️🌳🦋

Ungnadia speciosa **MEXICAN BUCKEYE** **Sapindaceae** Purplish-pink flowers in spring are followed by ornamental seedpods. Foliage turns golden yellow in fall. Multi-trunked. 18' tall, 18' wide. Deciduous. Ornamental. ☀️🌳🇺🇸

Viburnum rufidulum **RUSTY BLACKHAW** **Caprifoliaceae** White flower clusters, 5" across, in late spring. Glossy, dark green leaves with fall color. Dark blue berries in late summer and fall. Grows 10'-20' tall and wide. Deciduous. Ornamental. ☀️🌳❤️

Vitex agnus-castus **"Montrose"** **VITEX MONTROSE PURPLE** Long, narrow spikes of purple flowers cover this plant in the summer months. These fragrant flowers attract bees, butterflies, and hummingbirds. After blooming, narrow spikes of round, dark brown seeds are produced. Chaste tree is very shrub-like, but can be shaped into a tree form, eventually reaching a mature size of 25' tall and wide. Semi-evergreen. Ornamental. ☀️🌳



Tulip/*Tulipa*

Liliaceae

Inside Sumners Hall

In Houston, tulips should be considered annuals. Nearly all tulips need an extended period of winter chill to bloom well. Here, where winters are short and mild, the bulbs should be packed into mesh bags and left on a refrigerator shelf for a minimum of 8 weeks. *Store away from fruit as fruit emits ethylene gas which kills flowering.*


Plant bulbs from mid-December to mid-January. Choose a well-drained location with good morning sun and afternoon shade. Add humus; mix to a minimum of 9". Plant tulips close together to ensure a spectacular display of color. Dig holes 3"-4" deep; cover with 3"-4" soil. The heights listed on the next pages occur during regular winter weather. If it is too warm, the tulips may bloom close to the leaf and be shorter, a condition called called blasting. Be sure to water the tulips often if there is a winter hot spell.

All tulips are suitable for outdoor container gardening if the containers are kept moist. Start the bulbs in a sunny spot. When the first tinge of color appears, move to the shade; the flowers will enlarge and stay in bloom longer. 🌱

Tulip Divisions

For horticultural purposes, tulips are divided into 15 groups, chiefly defined by flower type. The following 5 classifications of tulips are represented at the Bulb & Plant Mart.

1. **Double Early** Fully double, peony-like flowers, to 3" across, often margined or flecked with another color. Early-to-mid-season.
2. **Triumph** Single, cup-shaped flowers, up to 2-1/2" across, often margined or flecked with contrasting color. Leaves 4"-14" long. Mid-to-late-season.
3. **Darwin Hybrid** Brightly-colored flowers on 24"-28" stems up to 5" across, usually flushed, flamed or penciled with a different color, and often with contrasting bases. Mid-to-late-season.
4. **Single Late** Graceful plants with large oval blooms often with contrasting margins on 1' to 3' stems. Late-season.
5. **Double Late** Very large, heavy-textured double peony-like blossoms sometimes flamed in a different color, up to 5". Leaves 4"-16". Late-season.



Red

- T. 'Apeldoorn' (Darwin Hybrid)* Red with black base. 20".
T. 'Flashpoint' (Double Early) Truly red with hint of green. 12"-18".
T. 'Ile de France' (Triumph) Vibrant red. 16"-18".
T. 'Sky High Scarlet' (Single Late) Scarlet red, 36".

Orange

- T. 'Monte Orange' (Double Early) Flaming orange*, 12"
T. 'Orange Van Eyk' (Darwin Hybrid) 24".
T. 'Princess Irene' (Triumph) Orange with red. Fragrant.

White

- T. 'Clearwater' (Single Late)* Pure white, 18"-24"
T. 'Orleans' (Triumph) Ivory white. 18"-20."

Bicolor

- T. 'Flaming Flag' (Triumph)* White with purple stripes, 20".
T. 'World's Expression' (Darwin Hybrid) White with red. 20".
T. 'World's Favorite' (Darwin Hybrid) Red edged in yellow. 20".
T. 'World's Peace' (Darwin Hybrid) Red with yellow. 20".

Yellow

- T. 'Monte Carlo' (Double Early)* Bright yellow. 18".
T. 'Strong Gold' (Late) Canary yellow with faint orange, 16".
T. 'Sunny Prince' (Single Early) Pale yellow, 16"-18".

Pink

- T. 'Angelique' (Double Late)* Pale-pink with lighter edges. 12"-14".
T. 'Lady van Eyk' (Triumph) Dark pink, 8"-10"
T. 'Mystic Van Eyk' (Triumph) Soft pink, 18"
T. 'Nügata' (Darwin Hybrid) Vibrant purple/pink, 22".
T. 'Ollioules' (Darwin Hybrid) Medium pink with pale pink edging. 18"-20".

Purple

- T. 'Purple Lady' (Triumph)* Dramatic, vivid purple, 19".
T. 'Candy Prince' (Single Early) Luscious lavender, 12" - 14".

Species

- T. clusiana 'Lady Jane'* Pink and white. 6"-7". ☞



Vines

Outside Tent

Vines climb in various ways: stems, tendrils, leaf petioles that twist around supports, aerial roots, hooked thorns or tiny, adhesive ducts. Roots should be cool and damp, but most vines need sun to bloom. Clipping and tipping will provide better blooms and disciplined structure. Frequent feeding is recommended.

Antigonon* CORAL VINE *Polygonaceae A fine old-fashioned vine that frames a garden like lace. Easy to grow and root hardy with showy flowers from May-Oct.

Dormant in winter. Climbs to 20'. ✂️🦋

***A. leptopus* DARK PINK CORAL VINE** Deep rose flowers.

***A. l. alba* WHITE CORAL VINE** Hard-to-find white form.

Aristolochia* DUTCHMAN'S PIPE *Aristolochiaceae Unusual pouch-shaped flowers. Prune after flowering. Larval host for pipevine swallowtail butterflies.

Vigorous twinner and root hardy. ⚙️🌑🦋

Bignonia capreolata native crossvine, has dark, glossy leaves, blooms on trumpet-shaped flowers in varying shades of yellow, orange and red, full sun, drought resistant, interesting seed pods after blooming, pollinators seek it

***Clematis terniflora paniculata*. CLEMATIS 'SWEET AUTUMN' VINE.** This deciduous vine produces small, pure white flowers in August and September. It will quickly cover a fence. As a twining vine, it needs support to latch on to. The fragrance is outstanding! Give this vine well-drained soil and "cool feet" if possible. It thrives in partial shade. Hard prune in the spring. 🌑

C. texensis Scarlet leather-flower, scarlet-flowered vine with unusual shaped flowers of an elongated jug, Texas native, twines upon garden supports, arbors, gates, pergolas to 9', blooms in spring and summer, drought tolerant, full sun, pollinators love these 🦋

C. pitcheri Leather flower, scrambling 6' tall vine with dainty, pendant purple bell-shaped blossoms, hummingbird haven 🐦



Humulus lupulus lupuloides common American hops, fast-growing, twining perennial plant with roughly hairy shoots, maple-like leaves, blossoms hanging like cone-shaped globes in a luminous color of yellow, 10'-15' in a season, die back in winter, full sun or part-shade, low maintenance, fall blooming, butterflies and scent of pine

H. l. var. neomexicanus, New Mexico hops, same as above yet have multiple bloom heads and citrusy scent

Hydrangea anomala petiolaris CLIMBING HYDRANGEA. A sprawling deciduous, woody vine that clings by twining. Support is best for the lovely, fragrant white flowers which bloom in late Spring through early Summer. The reddish brown bark provides year-round interest. Drought tolerant. ☀️🌿

Gelsemium sempervirens Carolina Jessamine, yellow Jessamine, twining evergreen vine with early profusion of blooms Dec. through May, ☀️🌿

Lonicera sempervirens trumpet honeysuckle 'Major Wheeler', non-invasive, coral red-orange blossoms, early summer, pollinators delight, full sun

Mascagnia macroptera MEXICAN BUTTERFLY VINE Yellow flowers spring to frost followed by chartreuse seedpods. Heat and cold-hardy, fast-grower, climbs to 10'-15' ☀️🌿🦋

Passiflora PASSIONFLOWER VINE *Passifloraceae* Host plant for butterflies. Freezes back. Flowers summer-fall. Needs support. ☀️🌿🦋

P. coccinea MATPOW Scarlet passion flower. Vigorous climber with year round interest and stunning red flowers, a host plant for Gulf Fritillary butterflies, edible fruit, ☀️🦋

Parthenocissus quinquefolia VIRGINIA CREEPER climbing vine or ground cover, early fall color in the leaves turning brilliant mauve, red, and purple. In the spring it has small clusters of greenish flowers, fruits are bluish after blooming. Vigorous growth habit and many growing conditions, ☀️🌿

Quisqualis indica RANGOON CREEPER *Combretaceae* Summer blossoms open white, darken to pink, and eventually turn red. Fragrant, especially at night. Root-hardy. Prune after flowering. Climbs to 25' tall. ☀️🌿

Senecio confusus MEXICAN FLAME VINE *Asteraceae* Clusters of orange blooms all year in mild winters. Dark green leaves provide excellent contrast to bright flowers. Foliage darkens to burgandy in fall. Best nectar vine for attracting Monarch Butterflies! Heat-tolerant. Twining stems to 10'. ☀️🌿🦋

Stephanotis floribunda variegata Variegated Madagascar Jasmine. Clusters of white fragrant flowers set against variegated shiny leaves. A summer bloomer. Prune in late fall, after flowering has ceased. 12-15'. ☀️🌿

Thunbergia battiscombei MERCER BLUE THUNBERGIA Royal purple flowers with yellow throats, blooms spring to fall. 3'-4' vine or small shrub

Glossary

Annual Completes its life cycle in one growing season. (See reseeding annual.)

Biennial Completes life cycle in two years, flowering and fruiting in second year.

Bonsai The art of growing and training dwarfed plants in containers. These miniature trees often resemble very old, gnarled specimens. A Japanese art form.

Butterfly Host Plant Female butterflies locate and lay eggs on only the type of plant the caterpillar can use for food. Be kind; a little munching on your plant will be worthwhile when you see the beautiful butterflies. Healthy plants will revive quickly.

Cultivar A variety produced by selective breeding. Indicated by cv.

Deadhead To remove spent flowers, thus prolonging the blooming season, eliminating unwanted seedlings and the garden looks tidier! Also called "tip pruning."

Deciduous Shedding leaves annually; falling off at a particular stage of growth or season.

Dormancy The period when a plant's growth processes diminish or stop; for most plants this begins in late fall-winter with cold temperatures and short days.

Espalier A tree or shrub trained so that branches are flat against a wall, trellis, or fence.

Evergreen A plant having foliage that persists and remains green throughout the year.

Forcing Hastening a plant to maturity; growing it to its flowering or fruiting stage out of its normal season.

Family Primary category in plant classification. A group of one or more genera sharing a set of underlying features. Family names end in *-aceae*.

Genus (pl. genera) Secondary classification under Family. Group of one or more plants that share a wide range of characteristics.

Hybrid A plant produced by cross-breeding two or more genetically dissimilar parents. Can occur naturally, but often is deliberate. Hybrids are indicated with the symbol x.

Native Plant A plant indigenous to the area in which it is grown.

Naturalizes Describes a species that grows and reproduces with little care in an area but is not necessarily native.

Organic Matter Material originating from a living organism that can be added to the soil to improve its condition: for example, peat moss, ground bark, compost, or composted manure.

Panicle Open flower cluster, blooming from top to bottom.

Perennial Plants that last for more than two years; sometimes for several generations.

Raceme Simple flower cluster with flowers on nearly equal stalks along a stem with lower flowers blooming first.

Remontant Flowering repeatedly during the season.

Reseeding annual Flowers make seedpods which will self-sow or can be spread by hand.

Root-hardy Foliage may freeze, but roots live; the plant will come back in the next growing season, usually in spring.

Subshrub Low-growing plant with woody stems; a perennial with a woody base, but upper stems that are soft and herbaceous.

Species Sub-section of genus. Group of plants that are capable of breeding together to produce offspring similar to themselves.


Topiary Trees and shrubs trained into formal shapes such as globes, cones, or animals.

Umbel Flower cluster with individual flowers springing from approximately the same point.

Underplanting Planting one plant under another, such as putting a ground cover under and oak tree.

The Garden Club of Houston
River Oaks Garden Club
Members of The Garden Club of America
and
The Museum of Fine Arts, Houston

present



A Garden Club of America Major Flower Show

The Museum of Fine Arts, Houston
The Audrey Jones Beck Building
5601 Main Street

Open to the Public
Tuesday, April 25, and Wednesday, April 26, 2017
10:00 a.m. – 5:00 p.m.

The 2016 Julia Picton Wallace Floral Design Lecture



Bruno Duarte

"Fifty Shades of Green: Leaf Manipulation in Floral Art"

Bruno Duarte, a native of Madeira, grew up on his family's farm and was surrounded by rare species of flowers from around the world. Much like his Belgian contemporaries, Bruno's approach to floral design is both sculptural and emotional, blending organic materials and found objects together to create works of art. His floral studio in Toronto is often mistaken for an art gallery, where weekly window displays are created to showcase his artistry.

Wednesday, November 9, 2016

Lecture 10:00 a.m.

Museum Fine Arts, Houston

Brown Auditorium

1001 Bissonnet Street

Admission is Free and Open to the Public



MARIQUITA
MASTERTSON



2505 River Oaks Blvd. 713.522.6774 www.mariquitamastertson.com



à bientôt

SALUTES

all of our friends and family at

GCHI

2501 RIVER OAKS BOULEVARD
HOUSTON, TEXAS 77019

713.523.3997

www.shopabientot.com

Find your green thumb at...



The Arbor Gate

Northwest Houston's premier gardening destination!

**Plants
Display Gardens
Custom Art
Home Decor**



We offer an extensive
Class Schedule and
Garden Clubs are
welcome for tours!

15635 FM 2920
Tomball, TX 77377

281-351-8851 • www.arbortgate.com

JOHN DAUGHERTY, REALTORS

MATHILDE C. F. HOEFER



Broker Associate
713.492.1511
mathildeh@johndaugherty.com

*Handling your Real Estate Needs...
...in Houston's nicest neighborhoods!!*

The BEST Real Estate Website In Houston!

JOHNDAUGHERTY.COM

**JOHN
DAUGHERTY
REALTORS**

LEADING ESTATES
IN THE WORLD

INTERNATIONAL
FRANCHISE
1000 BRAND

LUXURY REAL ESTATE .COM

LUXURY
RECOGNIZED

REGENTS



All Storage Facilities are not the same!

Helpful on-site resident managers, free truck use, free lock, free boxes, and 24/7 state of the art security are just a few of the reasons Bullseye is a 4 Time Winner of the Better Business Bureau "Award of Distinction" and Winner of the Better Business Bureau "Pinnacle Award" for 2015 and 2016!

1715 Airline Drive 713-864-1715

3200 W. Dallas 713-523-6200

www.bullseyestorage.com



River Oaks Landscape

Walter W. Monteith

President

RESIDENTIAL & COMMERCIAL * DESIGN & INSTALLATION

www.riveroakslandscape.com

5320 Sugar Hill * Houston, Texas 77056

Email: wwmonteith@aol.com

Cell: 713-516-4055 * Fax: 713-993-0294



DASH

Design • Art • Style • Home

FALL MARKET

Nov 3-6

Preview Party:

Thurs, Nov 3 6-9pm

Shopping:

Fri & Sat 10-5; Sun 10-4

Silver Street Studios • 2000 Edwards St.

www.DASHhouston.com

Mary Lou Swift

Fine Arts

Private Art Consulting Since 1970

713-978-7417

Cell: 917-225-8656

Email: marylouswift7@gmail.com

3121 Buffalo Speedway #8211, Houston, Tx 77098



Historic Rocksprings Hotel Texas

www.historicrockspringshotel.com
For Reservations: 830.683.4212 or 713.515.2780



CHATEAU DOMINGUE®
ANTIQUITÉS ARCHITECTURALES et MONUMENTALES

3615 W. Alabama
Houston TX, 77027
713-961-3444
www.chateaudomingue.com



Cultivating Success

Insurance Broker. Problem Solver. Trusted Advisor.

With 50 years of experience in risk management, insurance and benefits, Lockton is the largest privately held, independent insurance broker serving clients across all industries. Lockton's 75 offices around the world provide our more than 48,000 clients local expertise with a global reach.

WE LIVE SERVICE![®] Insurance • Risk Management • Employee Benefits
5847 San Felipe, Suite 320, Houston, TX 77057 • 713.4585200
© 2016 Lockton, Inc. All rights reserved.



www.lockton.com

L O C K T O N C O M P A N I E S

Indulge

MAISON DÉCOR + FASHION

.....

LINENS

SFERRA • PEACOCK ALLEY
YVES DELORME • MATOUK • PINE CONE HILL

ENTERTAINING

JULISKA • ARTE ITALICA
MATCH • LE JACQUARD FRANCAIS


.....

2903 SAINT ST. : HOUSTON, TEXAS 77027 : 713.888.0181

WWW.INDULGEDECOR.COM

FOLLOW US ON INSTAGRAM - INDULGEDECOR





LANDSCAPE
ARCHITECTURE
CONSTRUCTION
IRRIGATION
DRAINAGE
MAINTENANCE
TREE SERVICE

4130 Lang Road
Houston, Texas 77092

713.861.5511
www.mosslandscaping.com

M O S S
LANDSCAPING



LUCAS / EILERS
DESIGN ASSOCIATES L.L.P.

5120 Woodway, Suite 3009
Houston, Texas 77056
P: 713.784.9423 I F: 713.784.9424
www.lucaseilers.com

Sandy Lucas

Sarah Eilers

We dig Houston.

With community gardens, education and farmers markets, Urban Harvest is planting the seeds for a healthier city.

Come grow with us. Visit **www.urbanharvest.org**.



Urban Harvest

Gardening for good.



Tree Care, Inc./
Tim Richardson

Serving the Houston
and Brenham areas
for over 38 years!


Visit us on the web @

www.treecarehouston.com

Specializing in Pruning, Removals,
Deep Root Fertilization, Stump
Grinding and Tree Installation

106 South Market
Brenham, Texas 77833
Houston 713.850.8466
Brenham 979.836.5038
Fax 979.836.5703

customerservice@treecarehouston.com



TEXAS ROOTS

Houston Trust Company was founded in 1994 by eight families with long histories in Houston to serve the needs of families like theirs. As the largest private trust company in Texas, we offer:

- Local ownership and decision making
- Multi-generational focus
- Truly independent investment management

Please call 713.651.9400 for more information or visit www.houstontrust.com.

HOUSTON TRUST COMPANY

Trust. Earned.

1001 Fannin, Suite 700 | Houston, Texas 77002



WHERE ARE YOUR ROOTS PLANTED?
—COME GROW WITH US—



THE CHURCH OF
ST JOHN THE DIVINE
CHANGING LIVES FOR GOD IN CHRIST

2450 RIVER OAKS BLVD — 713.622.3600 — SJD.ORG



Texan Capital Management, Inc.

Salutes

The Garden Club of Houston's

2016 Bulb and Plant Mart

Julia Cauthorn

Mike Rome

B.J. Willingham

Frank Wozencraft

Doug Wynkoop

~ Personalized Investment Management ~

520 Post Oak Blvd., Suite 777

Houston, TX 77027

(713) 965-0300

www.texancapital.com

GREENWOOD KING PROPERTIES

Helping Houston Grow



KATHY
ARCIDIACONO



HESTER
HAWKINS



MARY HALE
MCLEAN



DABNEY
PIERCE



JENNIFER
WALLACE

3201 Kirby Drive Houston, Texas 77098
713.524.0888 • greenwoodking.com

GREENWOOD KING
PROPERTIES

LUXURY
PORTFOLIO
INTERNATIONAL

LEADING
REAL ESTATE
COMPANIES
OF THE WORLD