

www.PDaLo.net - Pacific Desinventar

Jutta May

Information and Knowledge Management Specialist

Noumea, New Caledonia

jutta.may@gmx.net

Working Session:

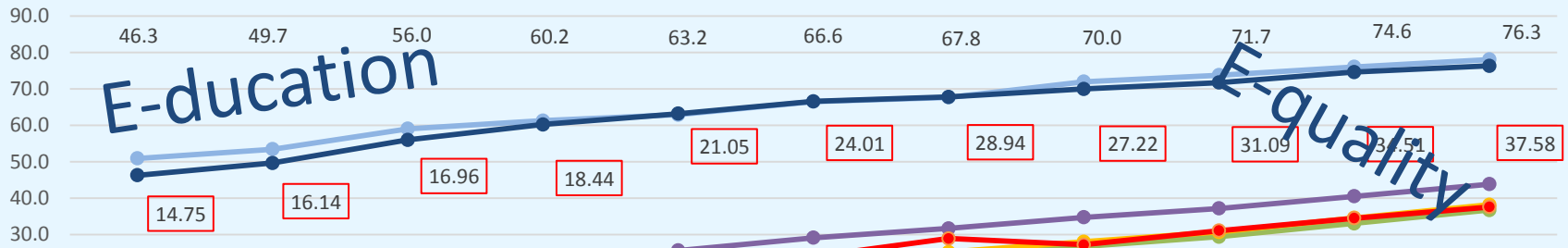
Risk Information and Loss Databases for Effective Disaster Risk Reduction;

UNISDR Global Platform for Disaster Risk Reduction,

24 May 2017, Cancun, Mexico

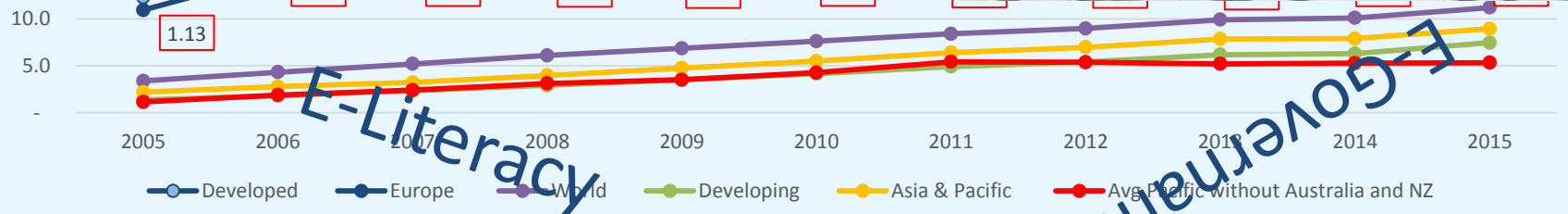
Digital Divide

Individuals using the Internet %



E-ducation

E-quality



Individuals using the Internet % and Fixed broadband subscriptions %
 Source: International Telecommunication Union (ITU) <http://www.itu.int/>

E-Governance

Pacific Damage & Loss (PDaLo)

The image displays the Pacific Damage and Loss (PDaLo) information system interface. The top navigation bar includes links for Home, Analysis, Administration, Download, Logout, Help, About, and Get bookmark. The system is powered by UNISDR and UNDP. The main interface shows a search and filter section with options for Region (Pacific Island), Disaster type (TC - Tropical Cyclone, EQ - Earthquake, TS - Tsunami), and various filters for event characteristics like Deaths, Houses Destroyed, Victims, Evacuated, Hospitals, Damages in roads/Mts, and Lost Cattle. A date range selector is also present. Overlaid on the interface are several reports and manuals:

- Pacific Damage and Loss (PDaLo) FACTSHEET**: A document with a red header and pie charts.
- Pacific Damage and Loss (PDaLo) Disaster Impact Report**: A report featuring a volcanic eruption image.
- Pacific Damage and Loss (PDaLo) Summary**: A report with a photograph of damaged furniture.
- Pacific Damage and Loss (PDaLo) Information System Loss Exceedance Curves**: A report by Samantha Cook.
- Pacific Damage and Loss (PDaLo) Information System Indexing Disaster Losses**: A report by Anna Ries Wilks.
- Pacific Damage and Loss (PDaLo) Information System USER MANUAL**: A manual with a red header, including sections for Data Management, Analysis and Query, and Administration.
- WORKSHOP REPORT**: A report titled "Sava, Fiji, 28 - 29 October 2013" by Megan Sireeter.

A blue callout box with the text "33% Detailed Loss Data" is positioned over the FACTSHEET report. The bottom of the interface shows a "Hits per page" dropdown set to 100 and a footer with "me | Analysis Module | Administration".

Frameworks

IKM4DRR 2013 & IKM4CC 2016



1st Information and Knowledge Management for Disaster Risk Reduction (IKM4DRR) Workshop

Final Report

Fourth session of the Global Platform for Disaster Risk Reduction
Geneva, Switzerland

20 May 2013



IKM4DRR Scorecard

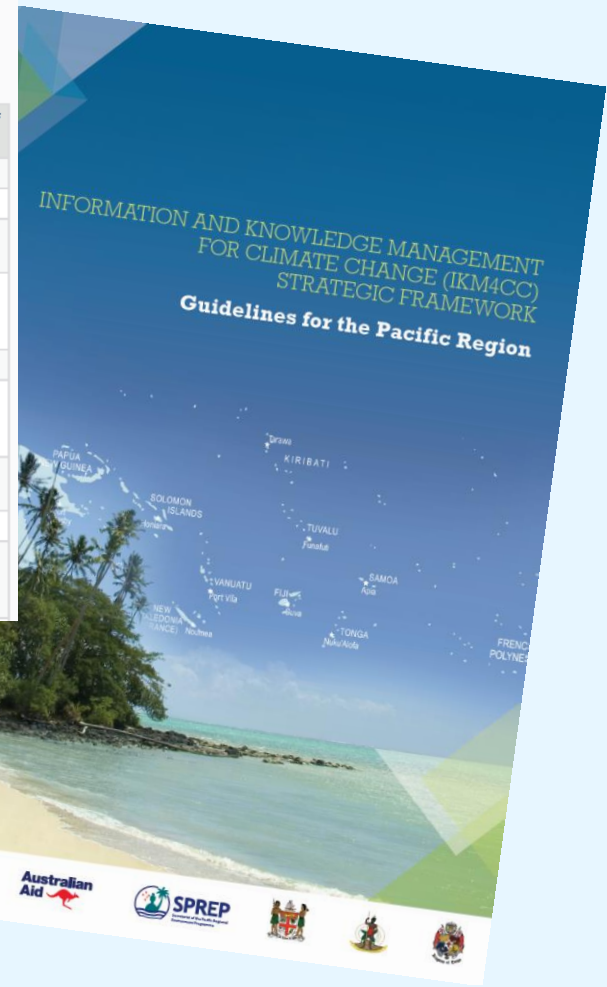
Enabling environment

Policy frameworks and legislation

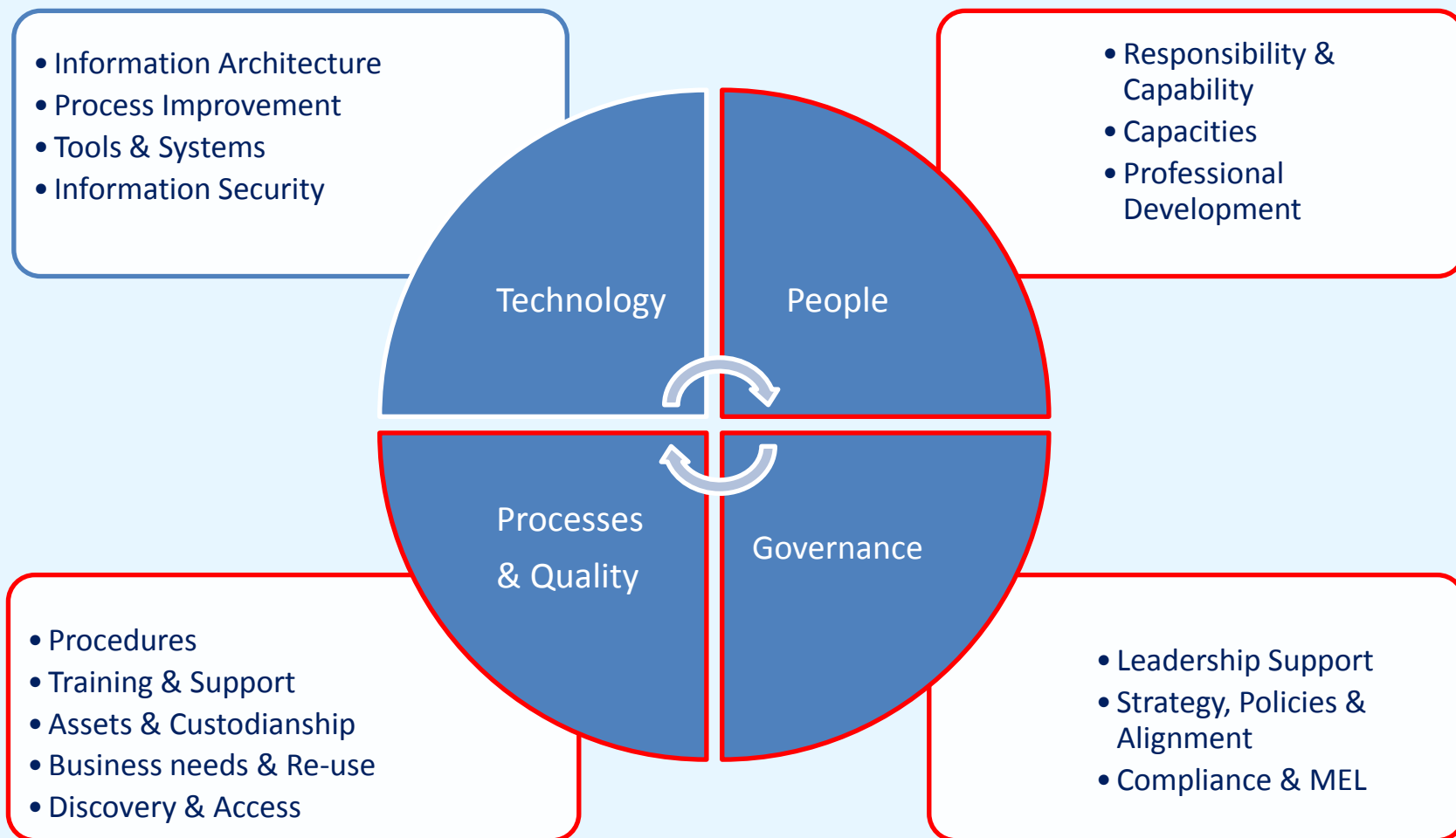
To be effective, IKM needs to be embedded in policy and legislative frameworks.

In your context, do you have policy or legislative frameworks that mandate the sharing of disaster and risk information?

Issue addressed	Yes	In progress	No
IKM accountability framework included in policy			
» Accountability and responsibility is demonstrated and an incentive for all actors			
» Path of implementation by the responsible institutions includes plan of action beyond a statement of objectives			
The obligation of information sharing is supported			
» Various actors and institutions are stimulated and incentivized to work together towards common goals, in particular public-private collaboration			
» A DRR business case shared by both private and public sectors is developed			
High-level advocates and leaders champion and sponsor IKM			
» Heads of state and ministers identified, targeted and maximized to advocate for coordinated IKM for effective disaster risk reduction implementation			



Maturity Assessment



Progress: **1. Ad hoc**, 2. Aware, 3. Managed, 4. Proactive

Cross Cutting: Culture & Mindset, Process & Relationships, Individual & Organisation

Capability Matrix

Capability	All staff	Management	Leadership	IKM staff
Information management	<p>Understands that information is an asset and treats it accordingly.</p> <p>Manages all stages of the lifecycle as custodian for current, future and history information.</p> <p>Supports the ongoing collection and sharing of information with sources and filling respective gaps. Provides assistance to peers.</p> <p>Identifies and suggests improvements for information management.</p>	<p>Enables and promote information management.</p> <p>Ensures that information and its management correspond with business needs.</p> <p>Advises on opportunities to strengthen and innovate information management.</p> <p>Addresses critical information gaps.</p>	<p>Commits visibly to information management.</p> <p>Ensures that information management is adequately embedded in strategic goals and business processes.</p> <p>Incentivizes good information management practice.</p>	<p>Institutionalizes and improves information management procedures and practice at all levels.</p> <p>Provides guidance for staff in case of questions and new approaches.</p> <p>Advises decision makers on information management matters.</p>
Information Governance				
Communication and Leadership				
Information Review				
Metadata				
User Experience				

Performance Management

Framework Component

Map / Cover Information Lifecycle

Lessons Learned

- Ensure that leaders and decisionmakers understand, and visibly support, information management requirements to maximise the institutionalisation with engagement and compliance.
- Visualise loss data and risk information lifecycles with use cases - who is doing what, how, when, where and why - to improve the understanding of *different* capacities, governance, processes and technology.
- Map capabilities across the information lifecycle to optimise capacity development and performance management.
- Establish regular maturity assessments to address gaps and optimise priorities for the continuity and innovation of information systems and lifecycles.

Questions?



jutta.may@gmx.net

