

NEW OPEL INSIGNIA /

Price and Specification Guide | Ireland | April 2021

[FIND OUT MORE](#)



O P E L



CONTENTS

DISCOVER THE NEW OPEL INSIGNIA.

Bold new exterior. New driver safety tech. Refreshed interior. Superbly engineered. The new Opel Insignia is the large family car, that's also a luxury cruiser for any executive needs.

Range and prices

In-car technology and entertainment

Colours

Safety and security

Exterior styling and features

Technical Data

Comfort and convenience

Lighting and visibility

Interior styling and features

Trims, colours, wheels and tyres



E&OE April 2021.

The content in this specification and price guide is for information purposes only. Our products are continually updated and changes may be made to the specifications at any time. If you require any specific feature, you must consult your authorised Opel Dealer who is regularly updated with any change in specification. Specifications are subject to change without notice. Images are used for illustrative purposes only. Vehicles illustrated may not necessarily reflect the correct specification. Contact your local Opel dealer for details.



NEW OPEL INSIGNIA RANGE PRICES

	Transmission	Fuel Type	CO2 (WLTP)	Tax Band	Annual Road Tax €	RRSP* from €
SC						
1.5 122bhp Stop Start	6-speed manual	Diesel	121	B1: 121 - 130	€200	€32,795
1.5 122bhp Stop Start	8-speed automatic	Diesel	129	B1: 121 - 130	€200	€35,795
SRI						
1.5 122bhp Stop Start	6-speed manual	Diesel	124	B1: 121 - 130	€200	€35,495
1.5 122bhp Stop Start	8-speed automatic	Diesel	132	B2: 131 - 140	€210	€38,495
2.0 174bhp Stop Start	6-speed manual	Diesel	123	B1: 121 - 130	€200	€37,495
2.0 174bhp Stop Start	8-speed automatic	Diesel	133	B2: 131 - 140	€210	€40,495
ELITE						
1.5 122bhp Stop Start	6-speed manual	Diesel	124	B1: 121 - 130	€200	€37,995
1.5 122bhp Stop Start	8-speed automatic	Diesel	132	B2: 131 - 140	€210	€40,995
2.0 174bhp Stop Start	6-speed manual	Diesel	123	B1: 121 - 130	€200	€39,995
2.0 174bhp Stop Start	8-speed automatic	Diesel	133	B2: 131 - 140	€210	€42,995

*Recommended Retail Selling Price does not include Dealer delivery related charges, metallic paint or tyre recycling levy. RRSP price excludes the recommended cost of Pre-Delivery-Inspection, number plates and delivery to an Opel Dealer. Prices effective April 2021. E&OE 22/04/21. Prices are subject to alteration or change without notice or obligation.



YOUR NEW INSIGNIA IN DETAIL: SAFETY & SECURITY

SAFETY / SECURITY FEATURES	SC	SRI	ELITE
Electronic Stability Programme (ESP)	•	•	•
Anti-lock braking system (ABS)	•	•	•
Cornering stability control / Electronic Brake Force Distribution	•	•	•
Electro hydraulic, e-boost brake apply system	•	•	•
Active Lane Keep Assist	•	•	•
Pedestrian Detection (front)	•	•	•
Distance sensor alert indicator	•	•	•
Forward collision alert Indicator	•	•	•
Autonomous Emergency Braking: low speed collision mitigation braking	•	•	•
Rear cross traffic alert sensor indication		•	•
Side obstacle detection sensor indication		•	•
Traffic Sign Recognition			•
Hill start assist	•	•	•
Driver / passenger front + side airbags	•	•	•
Deactivation switch for front passenger airbag (key operated) in the case of child seat useage	•	•	•
Front and rear curtain airbags	•	•	•



YOUR NEW INSIGNIA IN DETAIL: SAFETY & SECURITY

SAFETY / SECURITY FEATURES	SC	SRI	ELITE
Electronic automatic cruise control with manual speed limiter	•	•	•
ISOFIX child seat fixings on outer rear seats	•	•	•
Electric child-locking functionality on rear doors	•	•	•
Tyre puncture repair kit	•	•	•
Tyre deflation detection system	•	•	•
Front seat belt pretensioners: driver, front passenger	•	•	•
Rear seat belt restraint system with pre-tensioners	•	•	•
Height-adjustable passive front seat head restraints: 2-way adjustment	•		
Height-adjustable passive front seat head restraints: 4-way adjustment		•	•
Centre rear seat head restraints	•	•	•
Seat belt alarm warning indicator: driver, passenger, rear passengers	•	•	•
Remote central locking: 2 keys	•	•	•
Alarm + Theft Deterrent System	•	•	•
Active Hood: pedestrian protection	•	•	•
Park Assist front and rear	•	•	•
Rear view camera		•	•



YOUR NEW INSIGNIA IN DETAIL: COMFORT & CONVENIENCE

COMFORT / CONVENIENCE FEATURES	SC	SRI	ELITE
Comfort front seats	•		
Sports front seats		•	•
AGR driver's seat		•	•
Driver's seat 6 way adjustment	•		
Driver's seat: 8-way adjustment		•	•
Driver's seat cushion extension: manual adjustment		•	•
Driver's seat lumbar support: 4-way electric adjustment		•	•
Driver's seat massage function			•
Driver's seat electric adjustable side bolster			•
Electric memory driver's seat and mirror adjustment			•
AGR front passenger seat			•
Front passenger seat 4-way adjustment	•	•	
Front passenger seat: 8-way adjustment			•
Front passenger seat cushion extension: manual adjustment			•
Front passenger seat lumbar support: 4-way electric adjustment			•
Heated front seats: driver and passenger		•	•
Heated rear passenger seats			•
Heated steering wheel		•	•

E&OE April 2021. *Recommended Retail Selling Price does not include Dealer delivery related charges, metallic paint or tyre recycling levy.



YOUR NEW INSIGNIA IN DETAIL: COMFORT & CONVENIENCE

COMFORT / CONVENIENCE FEATURES	SC	SRI	ELITE
Electric parking brake	•	•	•
Leather steering wheel	•	•	•
Steering wheel audio / phone / cruise controls	•	•	•
Electric power assisted steering	•	•	•
Telescoping steering column with tilt	•	•	•
Manual air conditioning	•		
Electronic dual zone (driver / passenger) climate control		•	•
Pollutant and odour filter	•	•	•
Quick Heat electric heater	•	•	•
Windshield electric defroster			•
Rain sensing front windscreen wipers	•	•	•
Light sensitive rear view mirror	•	•	•
Automatic lighting control with tunnel detection	•	•	•
Automatic high beam control			•
Keyless Start and Entry			•
Sunshades with non-illuminated vanity mirror	•		
Sunshades with driver and passenger LED illuminated vanity mirrors		•	•
Solar absorbing windscreen	•	•	•
Air moisture sensor equipment		•	•
Ambient interior cabin lighting		•	•
Electrically operated front and rear windows	•	•	•

E&OE April 2021. *Recommended Retail Selling Price does not include Dealer delivery related charges, metallic paint or tyre recycling levy.



YOUR NEW INSIGNIA IN DETAIL: INTERIOR FEATURES

INTERIOR FEATURES	SC	SRI	ELITE
Leather steering wheel	•	•	•
Steering wheel audio / phone / cruise controls	•	•	•
Ambient interior cabin lighting		•	•
Front and rear door pockets with bottle holder	•	•	•
Front console compartment with two cup holders	•	•	•
Rear centre armrest			•
Storage pockets on front seat backs: driver and passenger		•	•
Sunshades with non-illuminated vanity mirror	•		
Sunshades with driver and passenger LED illuminated vanity mirrors	•	•	•
Light sensitive rear view mirror	•	•	•
Air vents second row	•	•	•
Driver / front passenger seat ventilation		•	•
60/40 split folding rear bench seats	•	•	
Flat folding rear bench seat 40/20/40 split			•
Seat back, one touch folding			•
Jet black Billy cloth seat trim	•		
Jet black Monita cloth / Morrocana seat trim		•	
Jet black roof liner		•	
Jet black Siena leather upholstery			•
Sporty alloy pedals		•	

E&OE April 2021. *Recommended Retail Selling Price does not include Dealer delivery related charges, metallic paint or tyre recycling levy.



YOUR NEW INSIGNIA IN DETAIL: IN-CAR TECHNOLOGY & ENTERTAINMENT

IN-CAR TECHNOLOGY & ENTERTAINMENT	SC	SRI	ELITE
Multimedia system: 7" colour touchscreen	•		
Multimedia Navi Pro: 8" colour touchscreen with Navigation		•	•
3.5" enhanced driver instrument display cluster	•		
8" enhanced driver instrument display cluster		•	•
Apple Car Play™ / Android Auto™	•	•	•
Bluetooth® audio streaming + USB connectivity	•	•	•
Voice control phone	•	•	•
Wireless phone charger			•
FM / AM / DAB radio	•	•	•
2 x USB ports + AUX, front	•	•	•
2 x USB ports in rear			•
Steering wheel mounted infotainment + phone controls	•	•	•
Trip computer	•	•	•
Speedometer; rev counter; vehicle range based on remaining fuel	•	•	•
Seven loudspeakers, premium	•	•	•
Rear window radio antenna	•	•	
Rear window diversity antenna			•



YOUR NEW INSIGNIA IN DETAIL: EXTERIOR STYLING & FEATURES

EXTERIOR STYLING & FEATURES	SC	SRI	ELITE
Body colour door handles	•	•	•
Folding (manual) and heated door mirrors	•		
Electric folding, heated door mirrors with Puddle Light		•	
Electric folding, heated door mirrors with Puddle Light and light sensitive mirror on driver's side			•
High gloss black door mirror caps	•	•	•
Matt black roof line and belt line	•		
Chrome-effect roof line and matt black belt line		•	
Chrome-effect roof line and gloss black belt line			•
Solar Protect rear windows	•	•	•
Solar Protect dark-tinted privacy rear windows		•	
17" steel wheels	•		
18" alloy wheels		•	•
LED headlamps with daytime running lights	•	•	•
Intellilux Matrix LED headlamps			•
LED front fog lights	•	•	•

E&OE April 2021. *Recommended Retail Selling Price does not include Dealer delivery related charges, metallic paint or tyre recycling levy.




YOUR NEW INSIGNIA IN DETAIL: LIGHTING & VISIBILITY

LIGHTING & VISIBILITY	SC	SRI	ELITE
LED headlamps with daytime running lights	•	•	•
Intellilux Matrix LED headlamps			•
Automatic lighting control (tunnel detection)	•	•	•
Automatic high beam control			•
LED front fog lights		•	•
LED rear tail lamps	•	•	•
Rain-sensitive windscreen wipers	•	•	•
Light sensitive rear view mirror	•	•	•
Sunshades with non-illuminated vanity mirror	•		
Sunshades with driver and passenger LED illuminated vanity mirrors		•	•
Ambient interior cabin lighting		•	•
Park Assist front and rear	•	•	•
Rear view camera		•	•
Rear cross traffic alert sensor indication		•	•
Side obstacle detection sensor indication		•	•
Solar Protect rear windows	•	•	•
Solar Protect dark-tinted privacy rear windows		•	
Hazard warning lights	•	•	•
Lights-on audible warning	•	•	•
Door-to-door illumination	•	•	•
Headlight levelling system: manual	•	•	
Automatic headlight leveling system			•



CHOOSE YOUR TRIM*



SC: Jet black Billy cloth seat trim



SRI: Jet black Monita cloth / Morrocana seat trim



Elite: Jet black Siena leather upholstery

INTERIOR FEATURES	SC	SRI	ELITE
Jet black Billy cloth seat trim	•		
Jet black Monita cloth / Morrocana seat trim		•	
Jet black Siena leather upholstery			•



CHOOSE YOUR EXTERIOR COLOUR



Satin Steel Grey

Metallic paint*



Sovereign Silver

Metallic paint*



Mineral Black

Metallic paint*



Summit White

Brilliant paint*






Hot Red

Premium paint*

E&OE April 2021. Images shown for illustration purposes only. Please discuss colours available with your local Opel Dealer. *Premium, Metallic and Brilliant paint optional at extra cost. Due to the limitations of the printing process, the colours reproduced may vary slightly from the actual paint colour and trim material. As a result, they should be used as a guide only. Your Opel dealer has a comprehensive display of paint finishes.



CHOOSE YOUR WHEELS & TYRES

WHEELS	SC	SRI	ELITE
 <p>17" silver steel wheel</p> <ul style="list-style-type: none"> • 215 / 55 R 17 tyres • Emergency tyre inflation kit (in lieu of spare wheel) 	<p>•</p>		
 <p>18" 5-spoke silver alloy wheel</p> <ul style="list-style-type: none"> • 245 / 45 R 18 tyres • Emergency tyre inflation kit (in lieu of spare wheel) 		<p>•</p>	
 <p>18" multi-spoke silver alloy wheel</p> <ul style="list-style-type: none"> • 245 / 45 R 18 tyres • Emergency tyre inflation kit (in lieu of spare wheel) 			<p>•</p>

Spare wheel kit available as aftermarket optional extra. Please consult your local Opel Dealer.




ENGINES: PERFORMANCE, FUEL ECONOMY AND EMISSIONS

	1.5 122BHP TURBO START STOP	1.5 122BHP TURBO START STOP	2.0 174BHP TURBO START STOP	2.0 174BHP TURBO START STOP
Capacity	1496cc	1496cc	1995cc	1995cc
Maximum power	122bhp (90kW) @ 3500rpm	122bhp (90kW) @ 3500rpm	174bhp (128kW) @ 3500rpm	174bhp (128kW) @ 3500rpm
Maximum torque	300Nm (221 lb.ft.) @ 1750 - 2500rpm	285Nm (210 lb.ft.) @ 1500 - 2750rpm	381Nm (281 lb.ft) @ 1500 - 2750rpm	381Nm (281 lb.ft) @ 1500 - 2750rpm
Configuration	3 cylinders, 4 valves per cylinder, double overhead camshafts	3 cylinders, 4 valves per cylinder, double overhead camshafts	4 cylinders, 4 valves per cylinder, double overhead camshafts	4 cylinders, 4 valves per cylinder, double overhead camshafts
Transmission	6-speed manual	8-speed automatic	6-speed manual	8-speed automatic
Fuel / induction system	Variable geometry turbocharger with intercooler. Common rail fuel injection.	Variable geometry turbocharger with intercooler. Common rail fuel injection.	Variable geometry turbocharger with intercooler. Common rail fuel injection.	Variable geometry turbocharger with intercooler. Common rail fuel injection.
Fuel tank capacity	62 litres	62 litres	62 litres	62 litres
Emission compliance	EURO 6d	EURO 6d	EURO 6d	EURO 6.3
Service interval	30,000km or 1-year (whichever occurs soonest)	30,000km or 1-year (whichever occurs soonest)	30,000km or 1-year (whichever occurs soonest)	30,000km or 1-year (whichever occurs soonest)
Steering	Dual pinion electrical power steering			
Brakes	• Anti-lock Braking System (ABS) • Electronic Stability Programme • Electronic Brake Force Distribution (EBFD) • Cornering Brake Control • Straight Line Stability Control • Engine Drag Torque Control • Hill Start Assist			
Maximum speed (km/hr)	204	199	228	225
Acceleration (0 - 100km/hr)	10.7	11.5	8.2	8.4
Fuel economy (litres/100km)* Combined low: high	4.6: 5.5	5.0: 5.7	4.6: 5.5	5.0: 5.7
CO2 emissions (g/km)* Combined low: high	121: 145	130: 150	121: 144	131: 149
WEIGHTS				
Gross Vehicle Weight (KG)	2110	2140	2160	2200
Maximum towing weight: trailer with brakes / without	1500: 730	1500: 730	1950: 750	1650: 750

E & OE April 2021. *Fuel consumption figures are determined according to the WLTP test cycle. The fuel consumption you achieve under real life driving conditions and CO2 produced will depend upon a number of factors, including the accessories fitted after registration, variations in driving styles, weather conditions and vehicle load. Only compare fuel consumption and CO2 with other vehicles tested using the same technical procedures. For more information contact your local Opel Dealer. All diesel models feature BlueInjection. Vehicles with BlueInjection technology will need regular AdBlue® top-ups also between servicing requirements. An indicator integrated into the on-board computer will warn you when you need to top up. More information see www.opel.ie/adblue. In accordance with regulations R (EC) No. 715/2007 and R (EC) No. 692/2008 (in the versions respectively applicable).



DIMENSIONS AND CAPACITIES



EXTERIOR DIMENSIONS (mm)	
Maximum length	4906
Front overhang	999
Rear overhang	1078
Maximum height	1455
Maximum width (inc door mirrors open)	2093
Maximum width (door mirrors folded)	1863
LOADSPACE DIMENSIONS (mm)	
Maximum length (rear seats folded)	1937
Maximum length (behind rear seats)	1133
Maximum load area width	1030
Width load area height	722
Maximum tailgate aperture height	557
LUGGAGE CAPACITIES (litres)	
Rear seats up (under luggage compartment cover)	490
Rear seats down (measured to roof)	1450



O P E L